

版本	描述	日期

承認書

Specification for approval


客户
 CUSTOMER

嘉立创公司

品名
 PART NAME **MINI MEX-X2 0.1UF 275V AC ±10% (K)**

天泰料号
 TENTA Material Number **MEX104K275A41**

客户料号
 CUSTOMER Material Number

承認印 APPROVAL STAMP					
製造商 Manufacturer			客戶 Customer		
					
编制/Edition	检查/Checked	确认/Confirmed	承认/Admit	审核/Auditing	批准/Approved
孙兰金	徐志秋	杨再军			

天泰電機工業有限公司
 TENTA ELECTRIC INDUSTRIAL CO., LTD.

台中縣梧棲區自強二街 86 巷 61 號
 NO. 61, Lane 86, Tzchiang 2st St. Wu-Chi Township, Taichung County 435, TAIWAN R.O.C
 TEL: (886-04) 26398618 FAX: (886-04) 26392549

深圳天泰電器元件有限公司
 SHEN ZHEN TENTA ELECTRICAL APPLIANCE LTD.

深圳市寶安區福永街道橋頭社區富橋第四工業區 A5 棟
 No. A5, FU Qiao 4th Industrial area, Qiaotou Community, Fuyong Street, Bao An District, Shen Zhen
 TEL: (0755) 29604898 FAX: (0755) 29604891

TENTA ELECTRIC INDUSTRIAL CO., LTD.

MAIN INTERFERENCE SUPPRESSION CAPACITOR CLASS X₂.....MINI MEX--X₂

SPECIFICATION:

1. REFERENCE STANDARDS:

VDE EN 60384-14,

ENEC IEC 60384-14,

KC APPLIED STANDARD: K60384-14 (CAPACITANCE AREA 0.1 to 2.2 μ F)

CQC THE STANDARDS FOR THE PRODUCTS TO BE TESTED: GB/T 14472-1998

UL UL 60384-14 (250V/275V AC)

USED FOR ACROSS-THE-LINE CAPACITORS,

AND ANTENNA-COUPLINE,

LINE-BY-PASS COMPONENTS,

RADIO INTERFERENCE SUPPRESSION,

ELECTROMAGNETIC INTERFERENCE FILTERS.

2. RATED VOLTAGE:

275V AC 50/60 Hz

3. CAPACITANCE RANGE:

0.001 μ F to 2.2 μ F

4. CAPACITANCE TOLERANCE:

$\pm 5\%$ (J) $\pm 10\%$ (K) $\pm 20\%$ (M)

5. DIELECTRIC:

METALLIZED POLYPROPYLENE FILM

6. DISSIPATION FACTOR $\tan \delta$:

LESS THAN 0.1% AT 1 kHz AND 20°C

7. INSULATION RESISTANCE:

BETWEEN ELECTRODES

(1) LESS THAN OR EQUAL TO 0.33 μ F $\geq 15000M\Omega$

(2) GREATER THAN 0.33 μ F $\geq 5000s/\mu$ F

MEASURED AT 100VDC, 60 SEC. AND 20°C

8. WITHSTAND VOLTAGE:

APPLIED 1183V.DC FOR 60 SEC.

9. CLIMATE CATEGORY: IN ACCORDANCE WITH DIN40040 GMF

G (MINIMUM LIMIT TEMPERATURE)= -40°C

M (MAXIMUM LIMIT TEMPERATURE)= +100°C

F (HUMIDITY CATEGORY)=AVERAGE RELATIVE HUMIDITY \leq 75%, 95% FOR 30
DAYS PER YEAR, CONTINUOUSLY; 85% FOR THE
REMAINING DAYS, OCCASIONALLY

10. HUMIDITY TEST:

TEST CONDITION

TEST TEMPERATURE : $40 \pm 2^\circ\text{C}$

RELATIVE HUMIDITY : 90 TO 95%

TEST DURATION : 500 HRS

TEST CRITERIA

(1) CAPACITANCE DRIFT : \leq 5% OF THE INITIAL VALUE

(2) INSULATION RESISTANCE : \leq 50% OF SPECIFIED VALUE

11. LIFE TEST:

TEST CONDITION

TEST TEMPERATURE : $100 \pm 3^\circ\text{C}$

TEST VOLTAGE : 275VAC AND 1000VDC 60HZ FOR A PERIOD OF
0.1 SEC. ONCE EACH HOUR

TEST DURATION : 1008 HRS

TEST CRITERIA

(1) CAPACITANCE DRIFT : \leq 10% OF THE INITIAL VALUE

(2) INSULATION RESISTANCE : \geq 50% OF SPECIFIED VALUE

(3) VISUAL INSPECTION : NO DETECTABLE DAMAGE

12. SOLDERABILITY:

TEST CONDITIONS

SOLDER BATH TEMPERATURE : $260 \pm 5^\circ\text{C}$

SOLDER : sn/cu=99.3%/0.7%

SOLDER TIME : 3 ± 0.5 SEC

TEST CRITERIA

75% OF THE SURFACE TINNING

13. VIBRATION RESISTANCE: (JIS 5115)

TEST CONDITIONS

FREQUENCY CYCLE : 1 MINUTE PER CYCLE 10-55-10 HZ

TEST DURATION : PERPENDICULAR DIRECTION WITH THE SAME
METHOD FOR 45 MINUTES EACH, TOTAL 90 MINUTES

TEST CRITERIA

(1) APPEARANCE : NO VISUAL DAMAGE

(2) CONTACT : NORMAL

14. TENSILE STRENGTH OF ELECTRODES:

TEST CONDITIONS

LOAD CONDITIONS : 1.0KGS

HOLDING TIME : 10 ± 1 SEC

TEST CRITERIA

NO WIRE BROKEN AND NO DAMAGE OF THE CAPACITOR

15. MARKING:

CAPACITORS ARE MARKED WITH TYPE IDENTIFICATION, CAPACITANCE,
CAPACITANCE TOLERANCE, VOLTAGE AND APPROVED CERTIFICATION MARK

16. APPROVED BY: VDE;ENEC16,EK,CQC; UL;

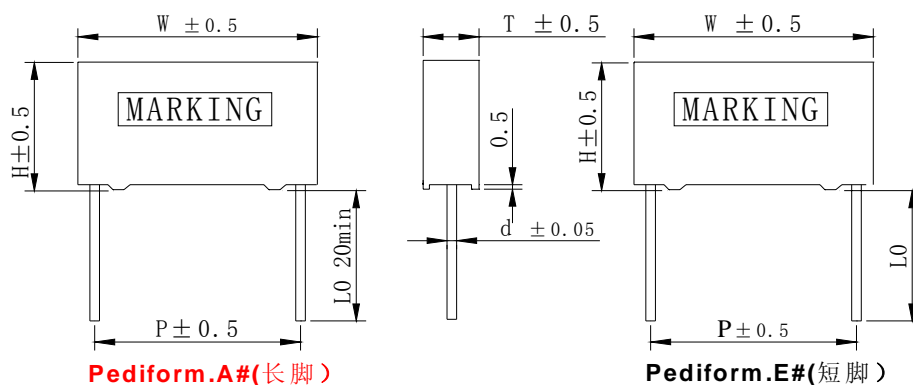
VDE FILE NO. 119119

ENEC FILE NO. 2014032 A1

KC FILE NO. SU03019-5001B-5002B-8001B

CQC FILE NO. CQC03001003039

UL FILE NO. E222911



(Unit:mm)

Normal Size											
CAP	W	H	T	P	dØ	CAP	W	H	T	P	dØ
0.001	10.0	9.0	4.0	7.5	0.6	0.1	13.0	12.0	6.0	10.0	0.6
0.0012	10.0	9.0	4.0	7.5	0.6	0.1	18.0	11.0	5.0	15.0	0.6
0.0015	10.0	9.0	4.0	7.5	0.6	0.12	18.0	12.0	6.0	15.0	0.8
0.0018	10.0	9.0	4.0	7.5	0.6	0.15	18.0	12.0	6.0	15.0	0.8
0.0022	10.0	9.0	4.0	7.5	0.6	0.18	18.0	13.5	6.0	15.0	0.8
0.0027	10.0	9.0	4.0	7.5	0.6	0.22	18.0	13.5	6.0	15.0	0.8
0.0033	10.0	9.0	4.0	7.5	0.6	0.22	18.0	13.5	7.5	15.0	0.8
0.0039	10.0	9.0	4.0	7.5	0.6	0.27	18.0	13.5	7.5	15.0	0.8
0.0047	10.0	11.0	5.0	7.5	0.6	0.33	18.0	14.5	8.5	15.0	0.8
0.0056	10.0	11.0	5.0	7.5	0.6	0.33	26.5	15.0	6.0	22.5	0.8
0.0068	10.0	11.0	5.0	7.5	0.6	0.39	18.0	16.0	10.0	15.0	0.8
0.0082	10.0	11.0	5.0	7.5	0.6	0.47	18.0	16.0	10.0	15.0	0.8
0.01	10.0	12.0	6.0	7.5	0.6	0.47	26.5	16.5	7.0	22.5	0.8
0.012	10.0	12.0	6.0	7.5	0.6	0.56	18.0	18.0	10.0	15.0	0.8
0.015	10.0	12.0	6.0	7.5	0.6	0.68	18.0	19.0	11.0	15.0	0.8
0.018	10.0	12.0	6.0	7.5	0.6	0.68	26.5	19.0	10.0	22.5	0.8
0.022	13.0	9.0	4.0	10.0	0.6	0.82	26.5	19.0	10.0	22.5	0.8
0.027	13.0	9.0	4.0	10.0	0.6	1.0	26.5	19.0	10.0	22.5	0.8
0.033	13.0	9.0	4.0	10.0	0.6	1.0	31.0	18.0	9.0	27.5	0.8
0.039	13.0	9.0	4.0	10.0	0.6	1.2	26.5	20.0	11.0	22.5	0.8
0.047	13.0	11.0	5.0	10.0	0.6	1.5	26.5	23.0	14.0	22.5	0.8
0.056	13.0	11.0	5.0	10.0	0.6	1.5	32.0	22.0	13.0	27.5	0.8
0.068	13.0	12.0	6.0	10.0	0.6	1.8	32.0	25.0	14.0	27.5	0.8
0.082	13.0	12.0	6.0	10.0	0.6	2.2	32.0	25.0	14.0	27.5	0.8

Please contact us for special item or size not listed 当 W 大于 26.5mm 时其外壳尺寸误差为 ±1.0mm

µF / V	Tolerance	W	H	T	Pediform	P	L	dØ

17. 印字說明:

 MEX/TENTA MKP
0.47 uF K X2
275VAC 40/100/21
    
EN 60384-14××-×× 250VAC

 TENTA: 天泰商標

MEX: 产品类型

X2: 产品名称

MKP: 材质

0.47uF: 標準容量

K: 標準容量允差值±10%

275VAC: 額定電壓

40/100/21:


40: 表示电容能承受的下限类别温度为-40℃


100: 表示电容能承受的上限类别温度为 100℃


21: 表示穩態濕熱的持續時間 21 天

 : 德国安规认证

 : 欧盟安规认证

 : 韩国安规认证

 : 中国安规认证

 : 美國證符號及電壓
250VAC

EN60384-14: 行业标准编号

XX-XX: 月期-年期

备注: 以此为例, 不同规格随着容量不同, 其测试后标准容量与标准容量部分也随着改变

容量小于 0.1uF 的不印 KC 认证