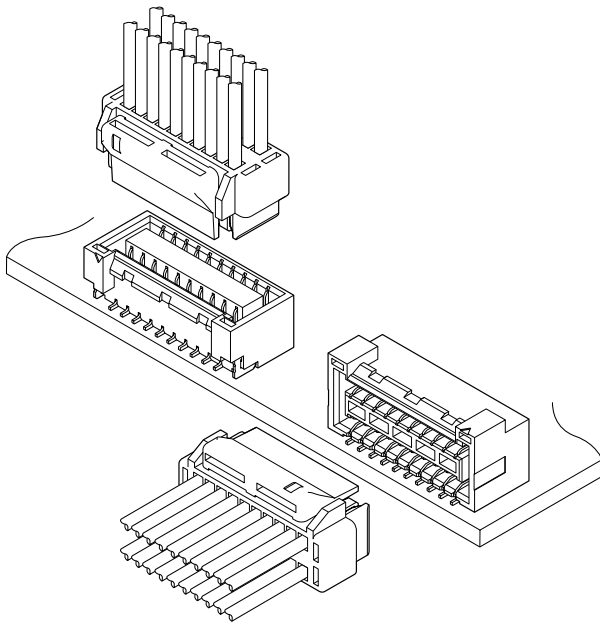


GHD CONNECTOR/TIN-PLATED PRODUCT



1.25mm pitch/Disconnectable Crimp style connectors



In order to correspond to the various high-density PC board designing, this GHD connector is designed as 1.25mm pitch double row type connector. Provide a full lineup of 10 to 40 circuits for top and side entry types. (8 circuits is currently planned.) Its operability is very well, in spite of the small size with tin-plated.

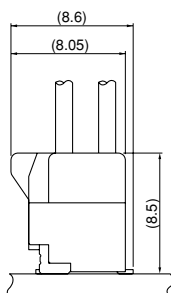
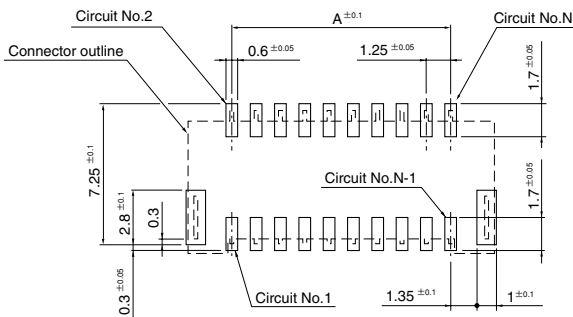
- **Secure locking structure**
- **Low insertion force**
- **Prevention of contact deformation**
- **Suction area for picking up**

Specifications

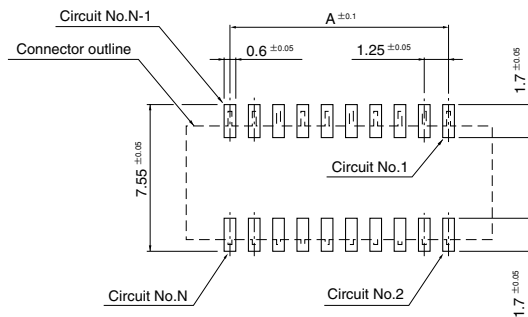
- Current rating: 1.25 A AC, DC (AWG #26)
1.0 A AC, DC (AWG #28)
0.8 A AC, DC (AWG #30)
 - Voltage rating: 50 V AC, DC
 - Temperature range: -25°C to +85°C
(including temperature rise in applying electrical current)
 - Contact resistance:
 - Initial value/ Top entry type: 30 mΩ max.
 - Side entry type: 50 mΩ max
 - After environmental tests/ Top entry type: 50 mΩ max.
 - Side entry type: 70 mΩ max
 - Insulation resistance: 100 MΩ min.
 - Withstanding voltage: 500 VAC/minute
 - Applicable wire: Conductor size/ AWG #32 to #26
Insulation O.D./ 0.4 to 1.0 mm
- * Refer to "General Instruction and Notice when using Terminals and Connectors" at the end of this catalog.
* Contact JST for details.
* Compliant with RoHS.

PC board layout and Assembly layout

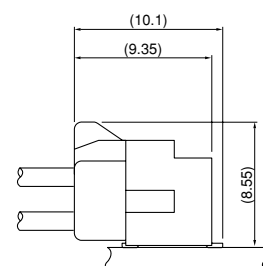
Top entry type



Side entry type



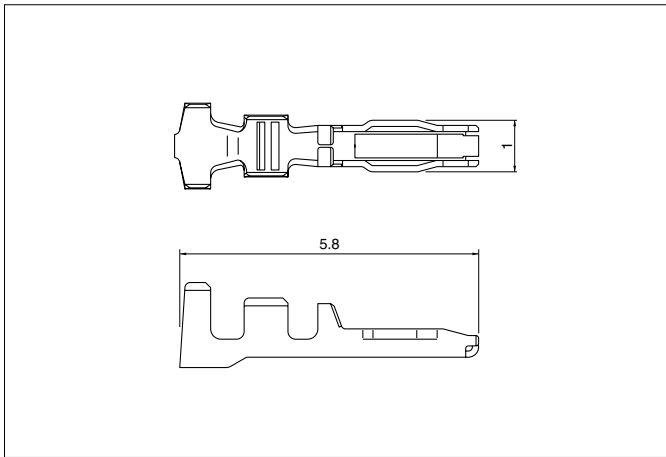
(Mating side faces to this side)



Note: 1. The above figure is the figure viewed from the connector mounting side
2. Tolerance for the centers of pattern on PCB is ±0.05, and shall be not cumulative more than ±0.1.
The dimensions above should serve as a guideline. Contact JST for details.

GHD CONNECTOR/TIN-PLATED PRODUCT

Contact



Model No.	Applicable wire		Insulation O.D. (mm)	Q'ty/reel
	mm ²	AWG#		
SGHD-002T-C0.2A	0.05 ~ 0.13	30~26	0.76~1.0	25,000
SGHD-003T-C0.2A	0.032~0.08	32~28	0.4 ~0.8	25,000

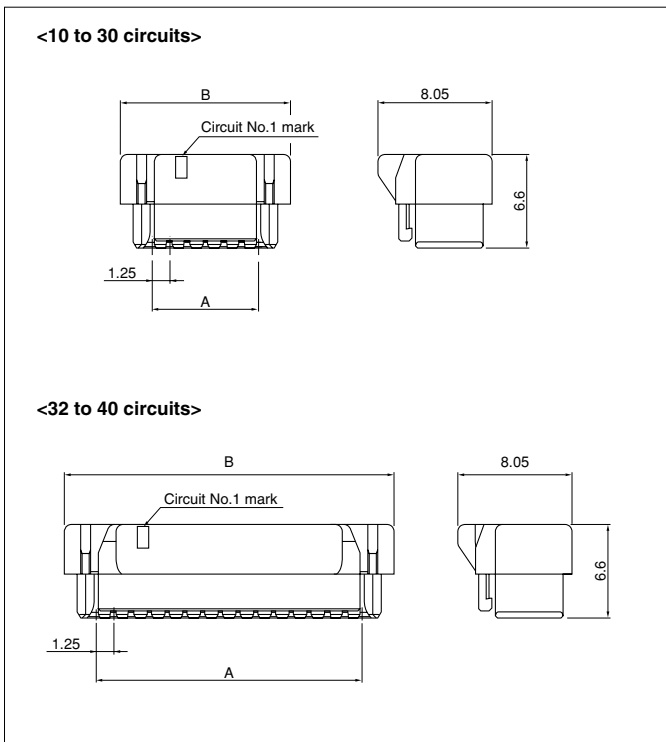
Material and Finish

Copper alloy, tin-plated (reflow treatment)

RoHS compliance

Contact	Crimping machine	Applicator		
		Crimp applicator	Dies	Crimp applicator with dies
SGHD-002T-C0.2A	AP-K2N	MKS-L-10-3	MK/SSHL-002-02	APLMK SSSL002-02
		—	—	—
SGHD-003T-C0.2A	—	MKS-L-10-3	MK/SGHD-003-02	APLMK SGHD003-02
		—	—	—

Housing



Circuits	Model No.	Dimensions (mm)		Q'ty/box
		A	B	
10	GHDR-10V-S-1 (F)	5.00	9.50	1,000
12	GHDR-12V-S-1 (F)	6.25	10.75	1,000
14	GHDR-14V-S-1 (F)	7.50	12.00	1,000
16	GHDR-16V-S-1 (F)	8.75	13.25	1,000
18	GHDR-18V-S-1 (F)	10.00	14.50	1,000
20	GHDR-20V-S-1 (F)	11.25	15.75	1,000
22	GHDR-22V-S-1 (F)	12.50	17.00	1,000
24	GHDR-24V-S-1 (F)	13.75	18.25	1,000
26	GHDR-26V-S-1 (F)	15.00	19.50	1,000
28	GHDR-28V-S-1 (F)	16.25	20.75	1,000
30	GHDR-30V-S-1 (F)	17.50	22.00	1,000
32	GHDR-32V-S-1 (F)	18.75	23.25	1,000
34	GHDR-34V-S-1 (F)	20.00	24.50	1,000
36	GHDR-36V-S-1 (F)	21.25	25.75	1,000
38	GHDR-38V-S-1 (F)	22.50	27.00	1,000
40	GHDR-40V-S-1 (F)	23.75	28.25	1,000

Material

PBT, UL94V-0, natural (white)

RoHS compliance

Note: 8 circuits is currently planned.

<For reference> As the color identification, the following alphabet shall be put in the underlined part. For availability, delivery and minimum order quantity, contact JST.

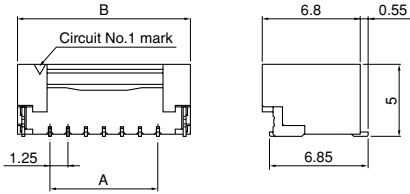
ex. **GHDR-20V-S-1 (F)**
S...natural (white) K...black E...blue TR...tomato red

GHD CONNECTOR/TIN-PLATED PRODUCT

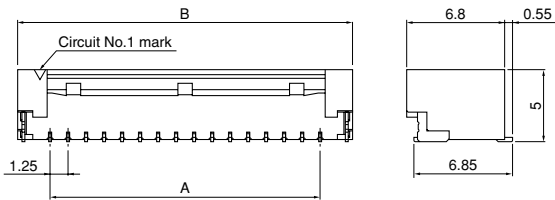
Header

Top entry type

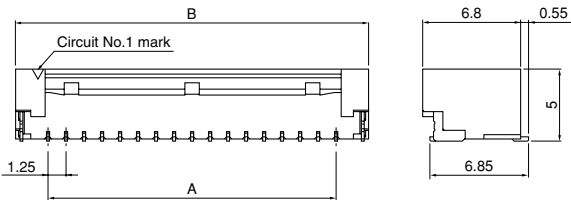
<10 to 14 circuits>



<16 to 32 circuits>

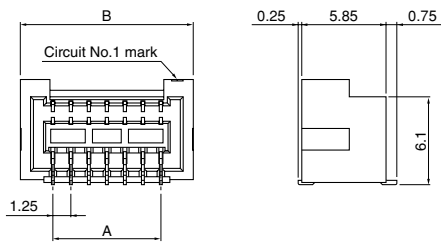


<34 to 40 circuits>

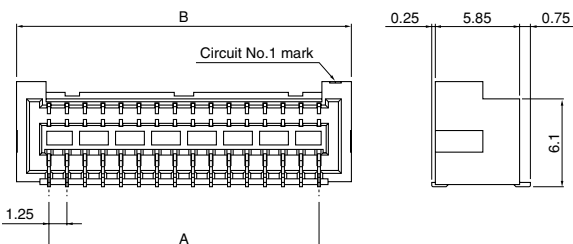


Side entry type

<10 to 14 circuits>



<16 to 40 circuits>



Circuits	Model No.	Dimensions (mm)		Q'ty/ reel
		A	B	
10	BM10B-GHDS-TF	5.00	9.50	1,250
12	BM12B-GHDS-TF	6.25	10.75	1,250
14	BM14B-GHDS-TF	7.50	12.00	1,250
16	BM16B-GHDS-TF	8.75	13.25	1,250
18	BM18B-GHDS-TF	10.00	14.50	1,250
20	BM20B-GHDS-TF	11.25	15.75	1,250
22	BM22B-GHDS-TF	12.50	17.00	1,250
24	BM24B-GHDS-TF	13.75	18.25	1,250
26	BM26B-GHDS-TF	15.00	19.50	1,250
28	BM28B-GHDS-TF	16.25	20.75	1,250
30	BM30B-GHDS-TF	17.50	22.00	1,250
32	BM32B-GHDS-TF	18.75	23.25	1,250
34	BM34B-GHDS-TF	20.00	24.50	1,250
36	BM36B-GHDS-TF	21.25	25.75	1,250
38	BM38B-GHDS-TF	22.50	27.00	1,250
40	BM40B-GHDS-TF	23.75	28.25	1,250

Material

Contact: Phosphor bronze, copper-undercoated, tin-plated (reflow treatment)

Housing: PA 9T, UL94V-0, natural (ivory)

Reinforcement: Brass, copper-undercoated, tin-plated (reflow treatment)

RoHS compliance This product displays (LF)(SN) on a label.

Note: 8 circuits is currently planned.

<For reference> As the color identification, the following alphabet shall be put in the underlined part. For availability, delivery and minimum order quantity, contact JST.

ex. **BM20B-GHDS-TF**

S...natural (ivory) K...black E...blue TR...tomato red

Circuits	Model No.	Dimensions (mm)		Q'ty/ reel
		A	B	
10	SM10B-GHDS-A-TF	5.00	9.50	900
12	SM12B-GHDS-A-TF	6.25	10.75	900
14	SM14B-GHDS-A-TF	7.50	12.00	900
16	SM16B-GHDS-A-TF	8.75	13.25	900
18	SM18B-GHDS-A-TF	10.00	14.50	900
20	SM20B-GHDS-A-TF	11.25	15.75	900
22	SM22B-GHDS-A-TF	12.50	17.00	900
24	SM24B-GHDS-A-TF	13.75	18.25	900
26	SM26B-GHDS-A-TF	15.00	19.50	900
28	SM28B-GHDS-A-TF	16.25	20.75	900
30	SM30B-GHDS-A-TF	17.50	22.00	900
32	SM32B-GHDS-A-TF	18.75	23.25	900
34	SM34B-GHDS-A-TF	20.00	24.50	900
36	SM36B-GHDS-A-TF	21.25	25.75	900
38	SM38B-GHDS-A-TF	22.50	27.00	900
40	SM40B-GHDS-A-TF	23.75	28.25	900

Material and Finish

Contact: Phosphor bronze, copper-undercoated, tin-plated (reflow treatment)

Housing: PA 9T, UL94V-0, natural (ivory)

RoHS compliance This product displays (LF)(SN) on a label.

Note: 8 circuits is currently planned.

<For reference> As the color identification, the following alphabet shall be put in the underlined part. For availability, delivery and minimum order quantity, contact JST.

ex. **SM20B-GHDS-A-TF**

S...natural (ivory) K...black E...blue TR...tomato red