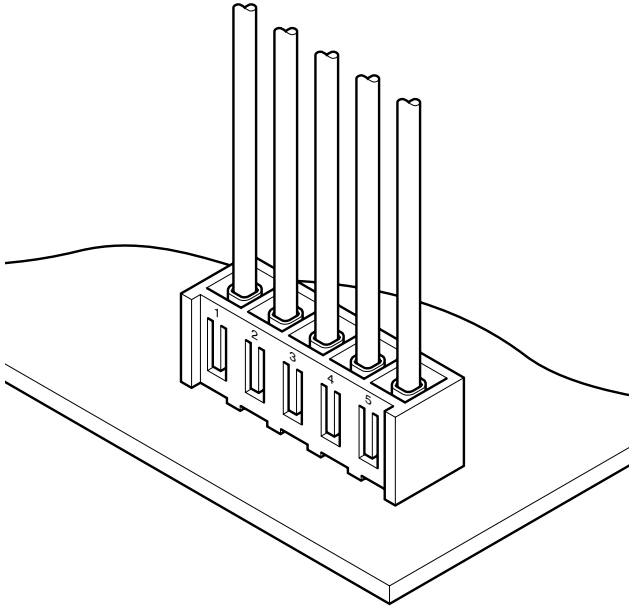


SDN CONNECTOR

3.96mm pitch/Board-in Crimp style connectors



The SDN connector is a 3.96mm pitch board-in crimp style connector capable of connecting a wide variety of circuits including signal and power supply circuits. The connector features a slim, low-profile design. In addition, it has an exclusive lance construction to reduce insertion force, thus substantially improving the working efficiency in mounting the contact.

- Slim, low-profile design
- Easy and secure contact mounting
- Improved solderability
- Polarizing boss

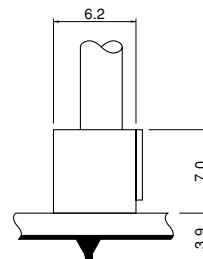
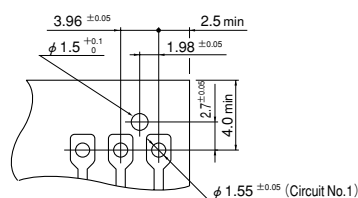
Specifications

- Current rating: 7A AC, DC (AWG #18)
- Voltage rating: 250V AC, DC
- Temperature range: -25°C to +85°C
(including temperature rise in applying electrical current)
- Insulation resistance: 1,000M Ω min.
- Withstanding voltage: 1,500V AC/minute
- Applicable wire: AWG #22 to #18
- Applicable PC board thickness: 1.6mm
- * Compliant with RoHS.
- * Refer to "General Instruction and Notice when using Terminals and Connectors" at the end of this catalog.
- * Contact JST for details.

Standards

- Ⓜ Recognized E60389
- Ⓢ Certified LR20812
- Ⓡ R50100763

PC board layout (viewed from soldering side) and Assembly layout

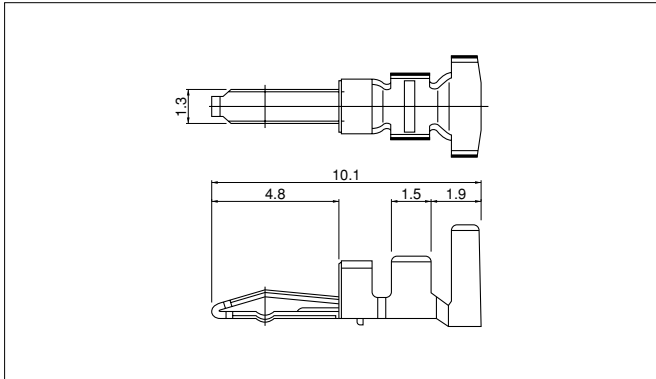


Note: 1. Tolerances are non-cumulative: ± 0.05 mm for all centers. For connectors with 5 or more circuits the hole dimensions will differ from the above values. Contact JST for details.

2. Hole dimensions differ according to the kind of PC board and piercing method. The dimensions above should serve as a guideline.

SDN CONNECTOR

Contact



Model No.	Applicable wire		Insulation O.D.(mm)	Q'ty / reel
	mm ²	AWG #		
SDN-21T-P1.5	0.33~0.83	22~18	1.6~3.0	5,000

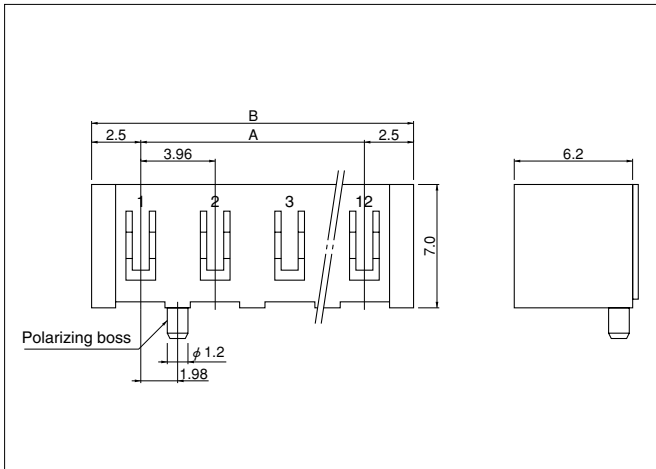
Material and Finish

Phosphor bronze, tin-plated (reflow treatment)

RoHS compliance

Contact	Crimping machine	Applicator		
		Crimp applicator	Dies	Crimp applicator with dies
SDN-21T-P1.5	AP-K2N	MKS-L	MK/SDN-21-15	APLMK SDN21-15

Housing



Circuits	Model No.		Dimensions (mm)		Q'ty / bag
	With polarizing boss	Without polarizing boss	A	B	
2	2P-SDN	2P-SDN-A	3.96	8.96	1,000
3	3P-SDN	3P-SDN-A	7.92	12.92	1,000
4	4P-SDN	4P-SDN-A	11.88	16.88	1,000
5	5P-SDN	5P-SDN-A	15.84	20.84	1,000
6	6P-SDN	6P-SDN-A	19.80	24.80	500
7	7P-SDN	7P-SDN-A	23.76	28.76	500
8	8P-SDN	8P-SDN-A	27.72	32.72	500
9	9P-SDN	9P-SDN-A	31.68	36.68	500
10	10P-SDN	10P-SDN-A	35.64	40.64	500
11	11P-SDN	11P-SDN-A	39.60	44.60	500
12	12P-SDN	12P-SDN-A	43.56	48.56	500

Material

PA 66, UL94V-0, natural (white)

RoHS compliance