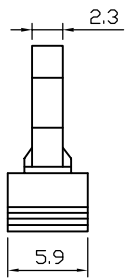
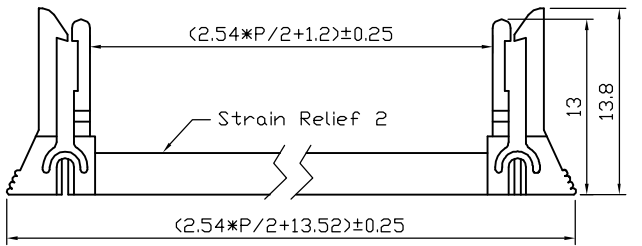
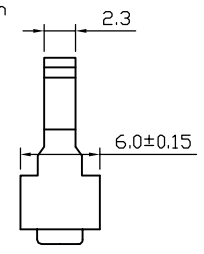
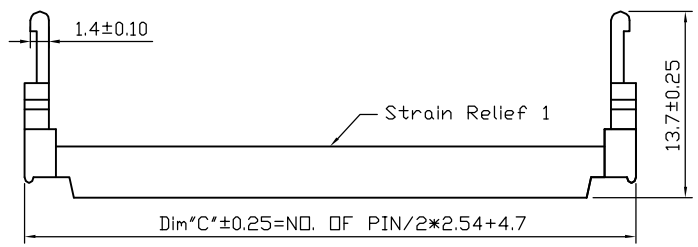
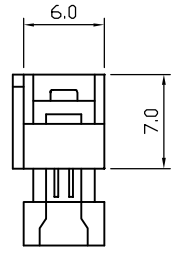
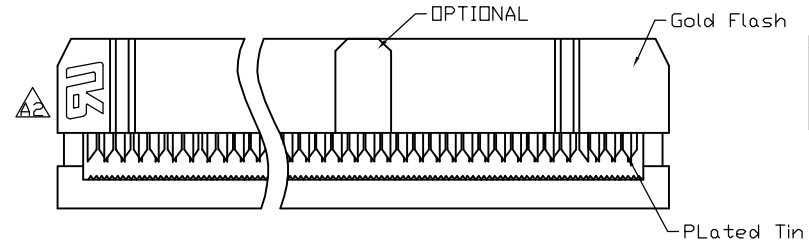
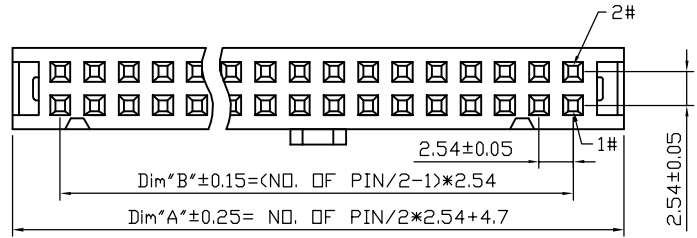


1 2 3 4 5 6 7 8

A
B
C
D
E



SPECIFICATIONS
 CURRENT RATING: 1.0A AC,DC
 VOLTAGE RATING: 250V AC,DC
 CONTACT RESISTANCE: 20mΩ MAX
 INSULATION RESISTANCE: 500MΩ MIN
 WITHSTANDING VOLTAGE: 500V AC/MINUTE
 TEMPERATURE RANGE: -25°C TO +105°C
 MATERIAL
 INSULATOR: PBT UL94V-0
 CONTACT: BRASS
 FINISH: GOLD FLASH

PART NO.
 Z-810 ** 1001 * *000
 NO OF POSITION 10~64=10P~64P
 RELIEF TYPE 1=W/D STRAIN RELIEF 2=W/STRAIN RELIEF 1 3=W/STRAIN RELIEF 2
 LOGO 0=N LOGO
 INSULATOR COLOR 1=BLACK 2=BLUE 3=WHITE 4=GREY

PIN	A±0.25	B±0.15	C±0.25
6	12.32	5.08	12.32
8	14.86	7.62	14.86
10	17.40	10.16	17.40
14	22.48	15.24	22.48
16	25.02	17.78	25.02
18	27.56	20.32	27.56
20	30.10	22.86	30.10
24	35.18	27.94	35.18
26	37.72	30.48	37.72
30	42.80	35.56	42.80
34	47.88	40.64	47.88
40	55.50	48.26	55.50
50	68.20	60.96	68.20
60	80.90	73.66	80.90
64	85.98	78.74	85.98

正凌精密工业(广东)有限公司
 2016/3/25
 内部资料请勿复印

REV.	DESCRIPTION	DATE
A2	UL MARK POSITION CHANGE	3/23'16
A1	DIMENSION MODIFY	3/15'16
A	NEW RELEASED	6/05'12

UNITS <input checked="" type="checkbox"/> mm <input type="checkbox"/> INCH		NAME: 2.54 IDC CONNECTOR	 NEXTRONICS ENGINEERING CORP.	
GENERAL TOLERANCES: (UNLESS SPECIFIED)		PART NO: Z-810**1001**000	TITLE: CUSTOMER DWG	
4 PLACE ± ** ± **	3 PLACE ± 0.08 ± **	APPD: 楊海文 2016/3/24	DWG NO: 010-0000-574	
2 PLACE ± 0.25 ± **	1 PLACE ± 0.38 ± **	CHKD: 廖小瓊 2016/3/24	C	
ANGULAR: X°± 2° .X°± **		DRAWN: 陳惠枝 2016/3/23	SCALE: 1/1	SHEET: 1/1
			REV: A2	