

規格承認書

PECIFICATION FOR APPROVAL

客戶
CUSTOMER : _____
項目
ITEM : 贴片式电磁无源蜂鸣器 (外部驱动)
型號
TYPE : GSC12810YB-16R2400
描述
DESCRIPTION : ϕ 12.8*12.8 x H9.5 mm 2400Hz 16 Ω 3V \geq 85DB 正发音 PPS 材
質
客戶料號
CUSTOMER NO. : _____
規格書號
SPECIFICATION NO. : _____
版本
EDITION NO. : V1.1
日期
DATE : 2016-4-1

客戶承認

CUSTOMER CONFIRM AND SIGN

檢查 TESTED BY	審核 CHECKED BY	承認 APPROVED BY

東莞市贏海電子有限公司

DONGUAN INGHAI ELECTRONICS CO.,LTD

製作 ISSUED BY	審查 CHECKED BY	確認 APPROVED BY
周明	刘承成	

地址：廣東省東莞市長安鎮上沙第五工業區新春路1號新春科技園

電話 / TEL: 0769-83060958 傳真 / FAX: 0769-81608993

網址: HTTP://WWW.INGHAI.COM

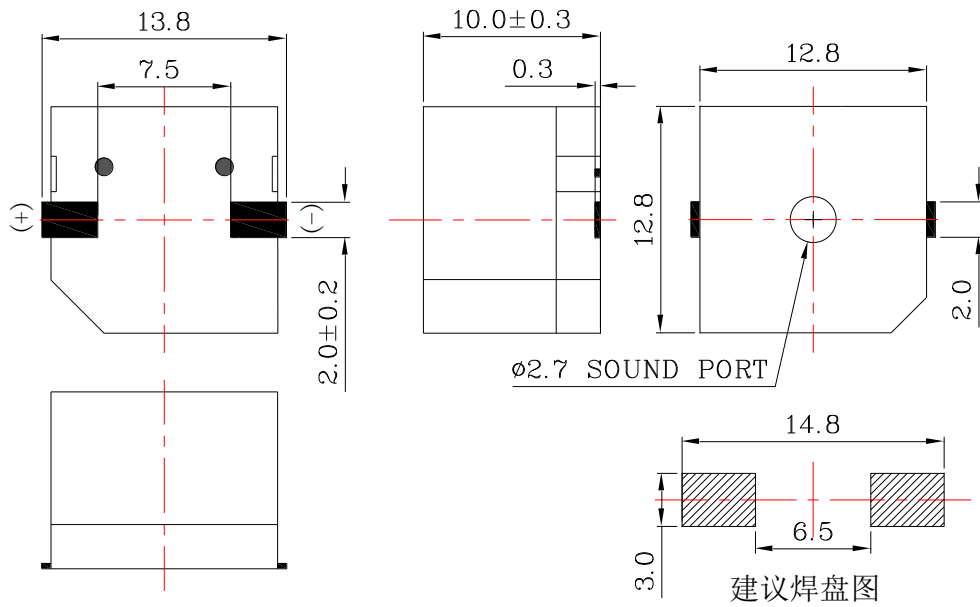
A. SCOPE

This specification applies magnetic buzzer, GSC12810YB-16R2400

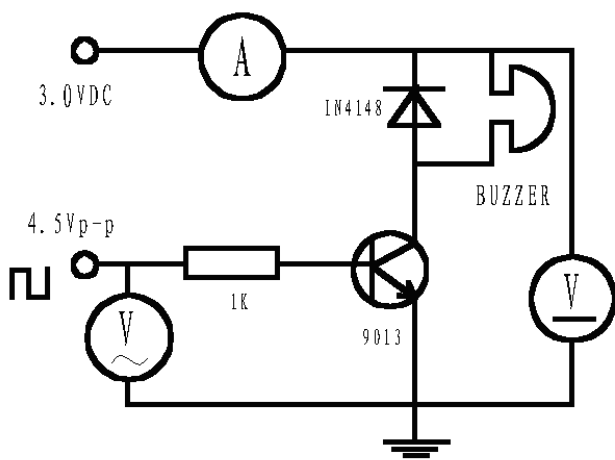
B. SPECIFICATION

No.	Item	Unit	Specification	Condition
1	Oscillation Frequency	KHz	2400	
2	Operating Voltage	Vo-p	8~16	
3	Rated Voltage	Vo-p	12	
4	Current Consumption	mA	MAX. 40	at Rated Voltage
5	Sound Pressure Level	dB	MIN. 90	at 10cm at Rated Voltage
6	Coil Resistance	Ω	140±14	
7	Operating Temperature	°C	-40 ~ +85	
8	Storage Temperature	°C	-40 ~ +85	
9	Dimension	mm	12.8 x 12.8 x H10.0	See appearance drawing
10	Weight (MAX)	gram	2.0	
11	Housing Material		PPS(Black)	
12	Leading Pin		Tin Plated Brass(Sn)	See appearance drawing
13	Environmental Protection Regulation		RoHS	

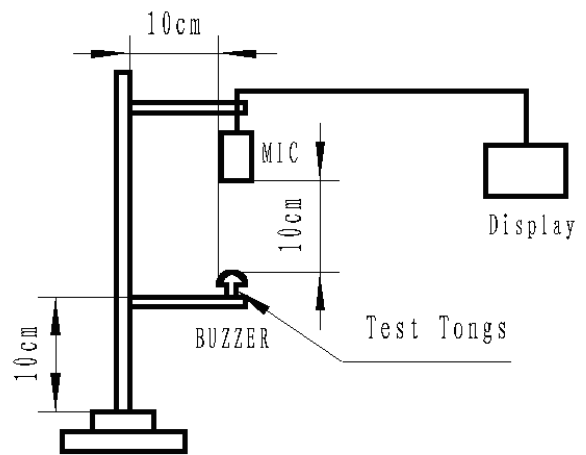
C. APPEARANCE DRAWING Tol : ± 0.3 Unit: mm



D: TEST METHOD:

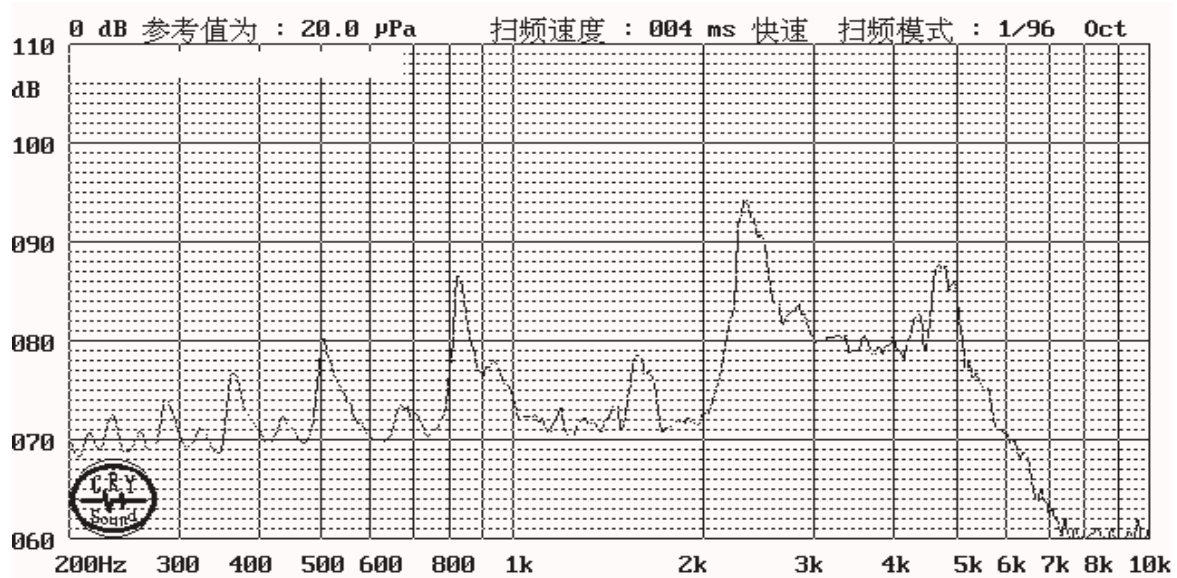


Test Circuit

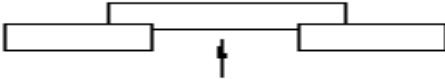


Test Equips

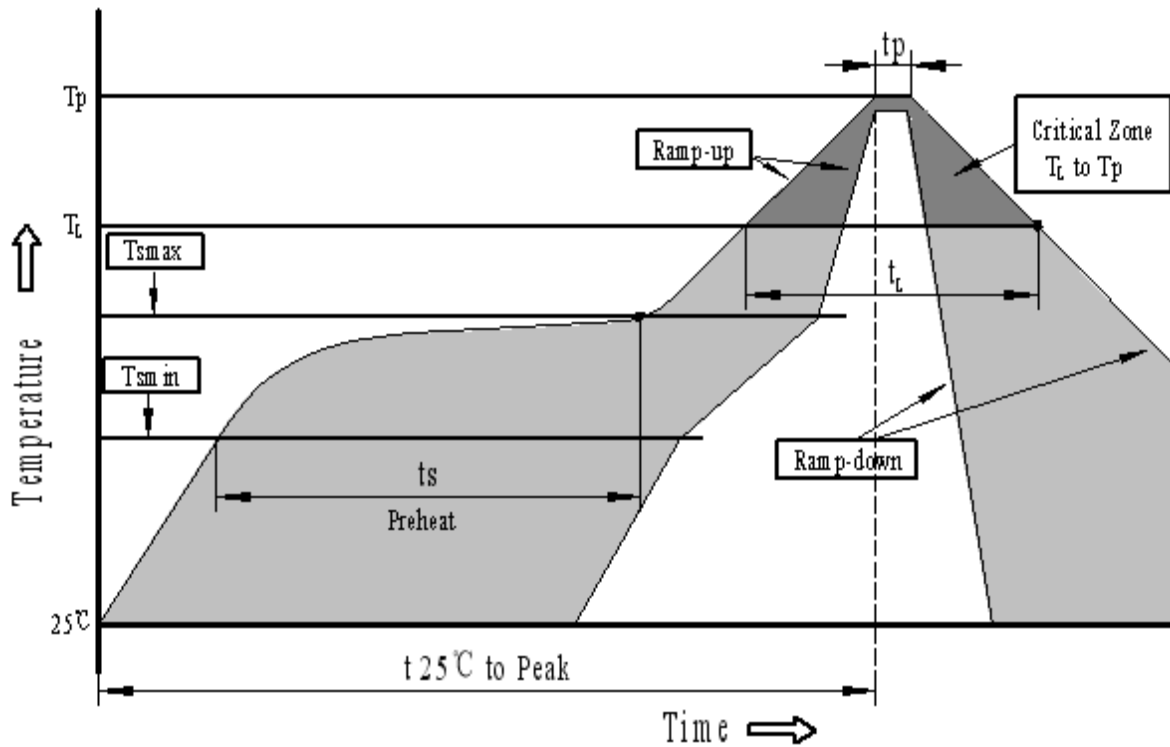
E: FREQUENCY RESPONSE:



F: RELIABLY TEST:

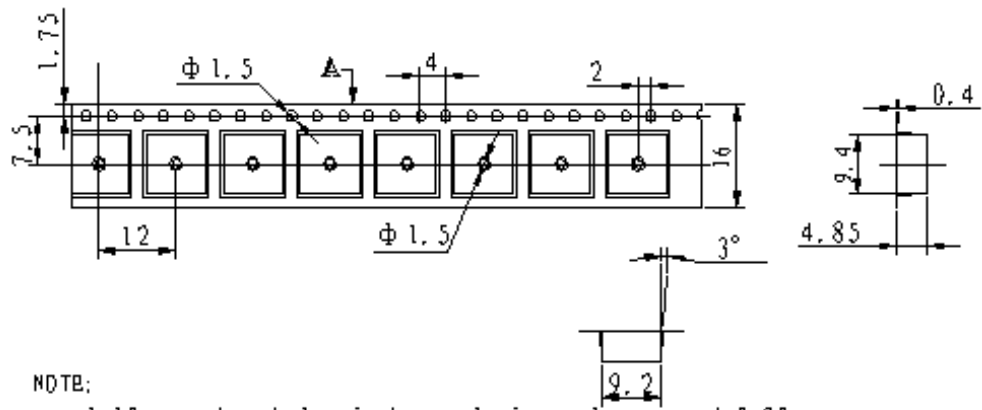
NO.	ITEM	TESTING CONDITION	VARIANCE AFTER TEST
1	<i>High temp. storage life</i>	The part shall be capable of withstanding a storage temperature is +80°C for 120 hours	<p><i>After the test the part shall meet specifications without any degradation in appearance and performance except SPL shall be initial value ± 10dB or more.</i></p>
2	<i>Low temp. storage life</i>	The part shall be capable of withstanding a storage temperature is -30°C for 120 hours	
3	Temp. Cycle	Total 5 cycles, 1 cycle consisting of -30±2°C, 30 minutes 20±5°C 15 minutes 80±2°C, 30 minutes 20±5°C 15 minutes	
4	Humidity Test	30±2°C, 90~95% RH, 120 hours	
5	Vibration Test	The part shall be subjected to a vibration cycle is 10Hz in a period of 1 minute. Total peak amplitude shall be .52mm(9.3g). The vibration test shall consist of 2 hours per plane in each three mutually perpendicular planes for a total time of 6 hours.	
6	Shock	Sounder shall be measured after being applied shock (980m/s ³) for each three mutually perpendicular directions to each of 3 times by half sine wave.	
7	Drop Test	Dropped naturally from 700mm height onto the surface of 10mm thick wooden board. 2 directions-upper and side of the part are to be applied.	
8	Lead pull	The part shall be pushed with a force of 9.8N for 10±1 seconds behind the part. 	After the test part shall meet specification without any degradation in appearance and performance.
9	Recommended temp. Profile for Reflow Oven	Shown in Fig.1	

G: Recommended Temp. Profile for Reflow Oven (Fig.1)



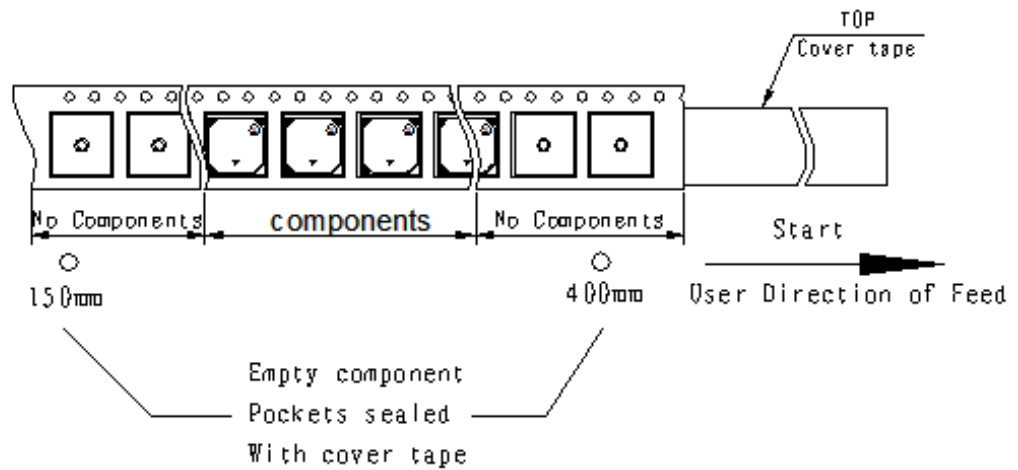
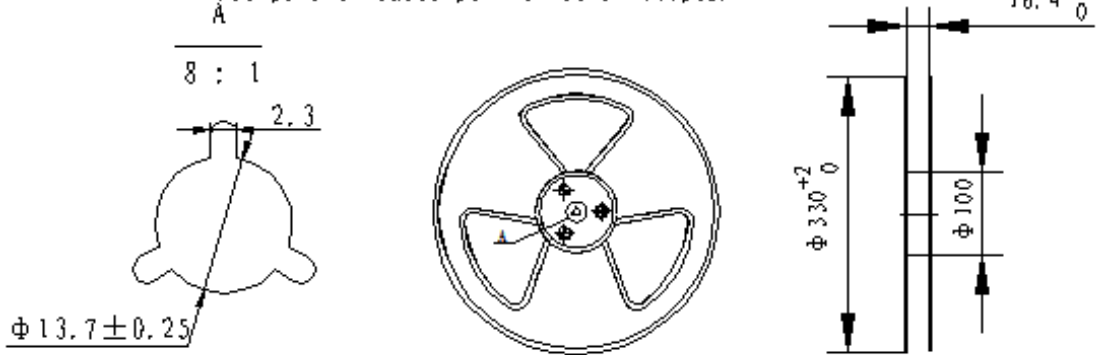
Profile Feature	Pb-Free Assembly
Average ramp-up rate(T_L to T_p)	3°C/second max.
Preheat	
-Temperature Min.(T_{smin})	150°C
-Temperature Min.(T_{smax})	200°C
-Temperature Min.(t_s)	60~180 seconds
T_{smax} to T_L	
-Ramp-up Rate	3°C/second max.
Time maintained above:	
- Temperature(T_L)	217°C
-Time(T_L)	60~150 seconds
Peak temperature(T_p)	250°C +0/-5°C
Time within 5°C of actual Peak temperature (t_p)	6 seconds max.
Ramp-down Rate	6°C/second max.
Time 25°C to Peak Temperature	8 minutes max.

H:PACKING:

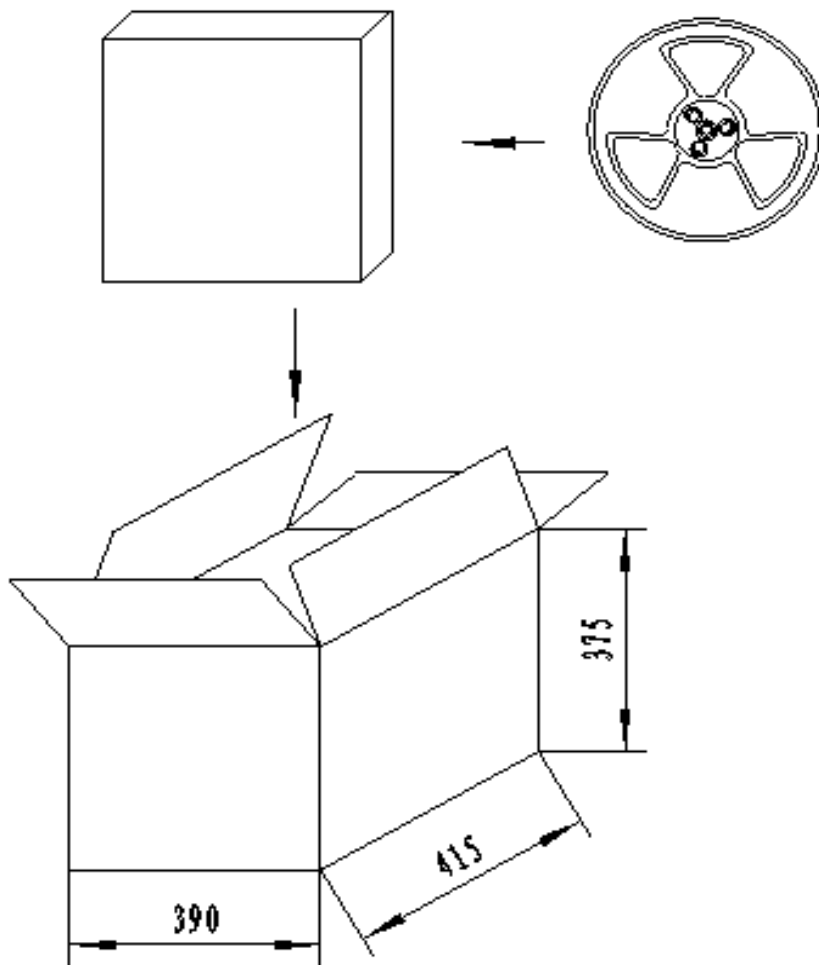


NOTE:

1. 10 sprocket hole pitch cumulative tolerance $\pm 0.20\text{mm}$.
2. All dimensions meet EIA-481-D requirements.
3. Thickness: $0.4 \pm 0.05\text{mm}$.
4. Component loaded per 13" reel: 1000 pcs.



PACKING:



NOTES:

- 1.800 PCS per box
- 2.Total 10 boxes per carton
- 3.Total 8000 PCS carton