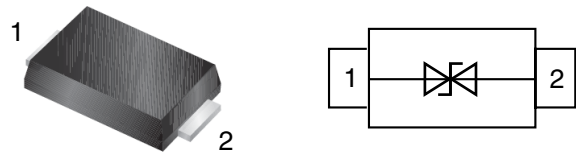


Power TVS in SOD123-FL

Features

- Glass passivated chip
- 200W peak pulse power(10/1000us)
- High accuracy, 5% tolerance
- Uni and Bidirectional unit
- Low clamping voltage
- Low Leakage current
- Very fast response time

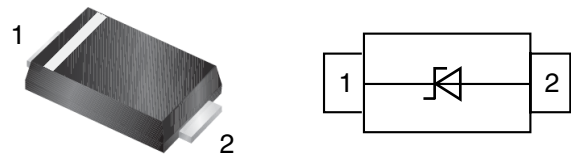
Bidirectional



Mechanical Data

- **Case:**SOD123-FL (plastic package).
RoHS compliant
- **Molding Compound Flammability Rating:**
UL 94 V-0
- **Terminals:** High temperature soldering guaranteed:
260 °C/10 sec. at terminals

Unidirectional



Applications

- Computers
- Telecom system
- Industrial equipments
- Consumer electronic applications
- Other VCC bus and I/O interfaces

Absolute Maximum Ratings

Ratings at 25 °C, ambient temperature unless otherwise specified

Parameter	Symbol	Value	Unit
Peak pulse power dissipation with a 10/1000us waveform ⁽¹⁾	P _{PP}	200	W
Maximum peak reverse pulse current a 10/1000us waveform ⁽¹⁾	I _{PP}	See Next Table	A
Peak forward surge current 8.3ms single half sine-wave ⁽²⁾	I _{FSM}	20	A
Operating junction and storage temperature range	T _J , T _{STG}	-55 to +150	°C

Notes:

- 1.Non-repetitive current pulse,per Fig.5 and detated above TA=25°C per Fig.1
- 2.Measured on 8.3ms single half sine-wave,or equivalent square wave,duty cycle=4 pulses per minute maximum

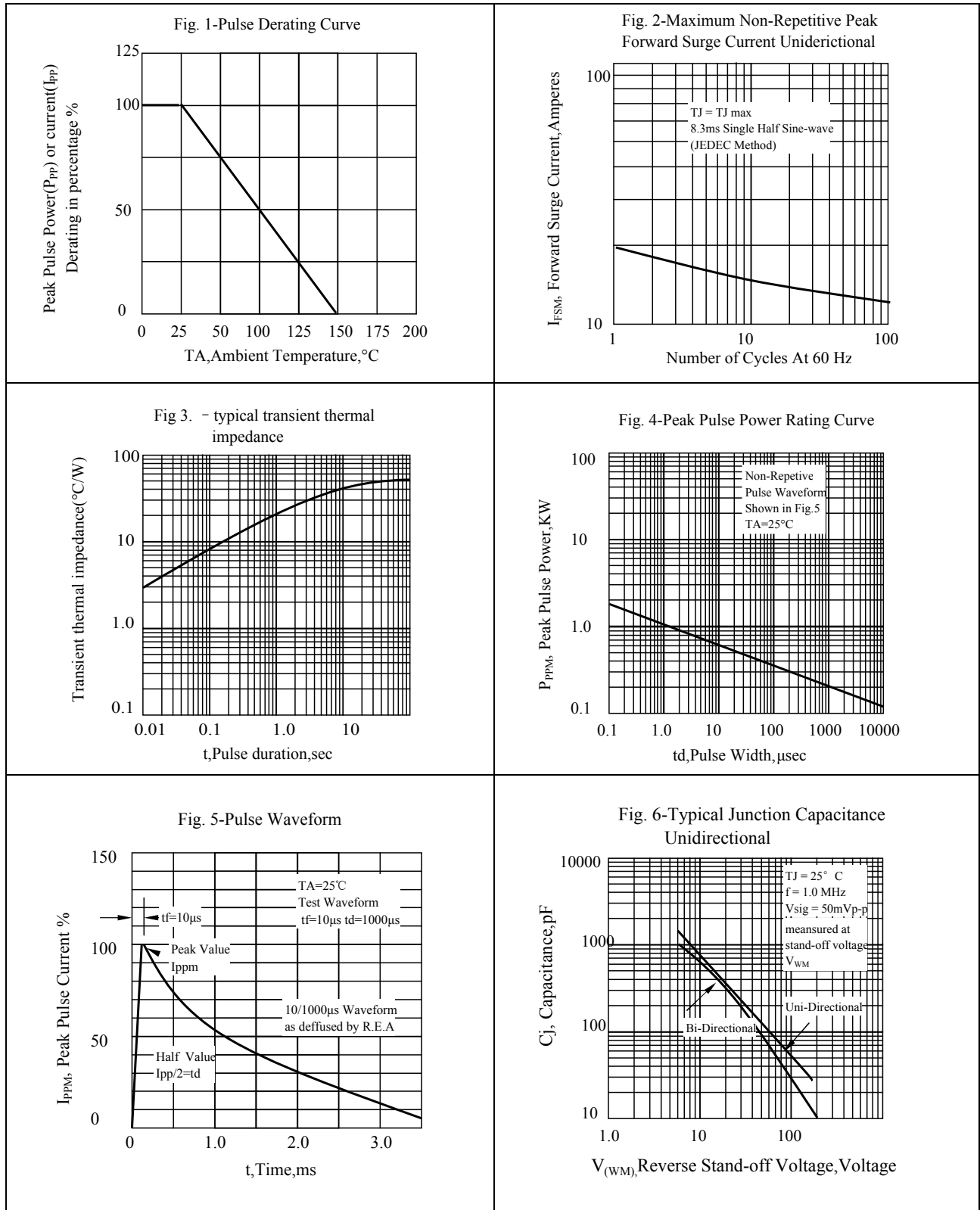
Electrical Characteristics

(T_A = 25 °C unless otherwise specified)

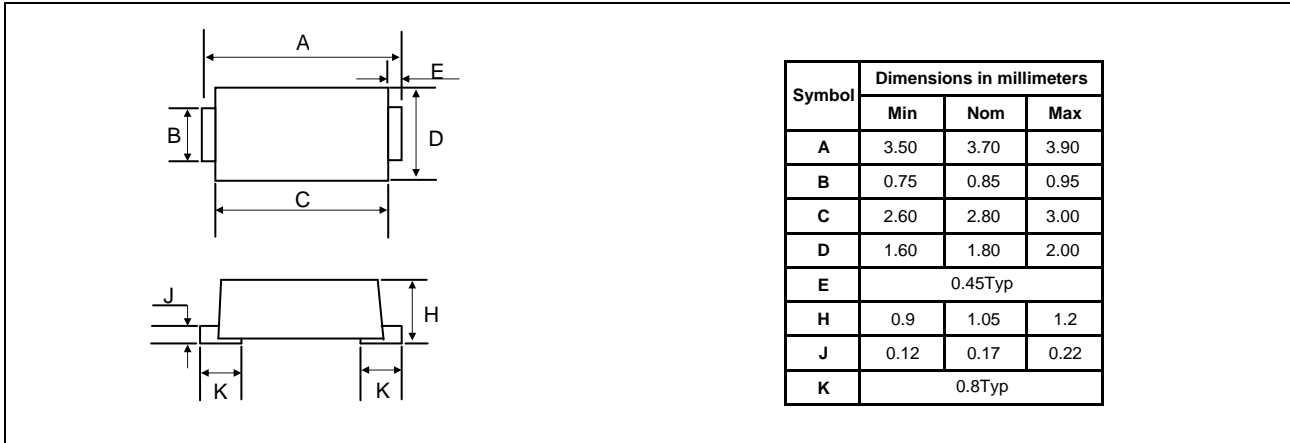
Part Number	Direction	Maximum Working Voltage V _{RWM} (V)	Maximum Reverse Current@V _{RWM} I _R max(μA)	Breakdown Voltage@I _T			Peak Surge Current I _{PP} (A)	Maximum Clamping Voltage@I _{PP} V _C (V)
				V _{BR} min(V)	V _{BR} max(V)	I _T (mA)		
SODJ5.0A	Uni-Dir	5.0	800	6.4	7.07	10	21.74	9.2
SODJ5.0CA	Bi-Dir	5.0	1600	6.4	7.07	10	21.74	9.2
SODJ6.0A	Uni-Dir	6.0	800	6.67	7.37	10	19.42	10.3
SODJ6.0CA	Bi-Dir	6.0	1600	6.67	7.37	10	19.42	10.3
SODJ6.5A	Uni-Dir	6.5	500	7.22	7.98	10	17.86	11.2
SODJ6.5CA	Bi-Dir	6.5	1000	7.22	7.98	10	17.86	11.2
SODJ7.0A	Uni-Dir	7.0	200	7.78	8.60	10	16.67	12.0
SODJ7.0CA	Bi-Dir	7.0	400	7.78	8.60	1	16.67	12.0
SODJ7.5A	Uni-Dir	7.5	100	8.33	9.21	1	15.51	12.9
SODJ7.5CA	Bi-Dir	7.5	200	8.33	9.21	1	15.51	12.9
SODJ8.0A	Uni-Dir	8.0	50	8.89	9.83	1	14.71	13.6
SODJ8.0CA	Bi-Dir	8.0	100	8.89	9.83	1	14.71	13.6
SODJ8.5A	Uni-Dir	8.5	10	9.44	10.40	1	13.89	14.4
SODJ8.5CA	Bi-Dir	8.5	20	9.44	10.40	1	13.89	14.4
SODJ9.0A	Uni-Dir	9.0	5	10.00	11.10	1	12.99	15.4
SODJ9.0CA	Bi-Dir	9.0	10	10.00	11.10	1	12.99	15.4
SODJ10A	Uni-Dir	10.0	5	11.10	12.30	1	11.77	17.0
SODJ10CA	Bi-Dir	10.0	10	11.10	12.30	1	11.77	17.0
SODJ11A	Uni-Dir	11.0	1	12.20	13.50	1	10.99	18.2
SODJ11CA	Bi-Dir	11.0	1	12.20	13.50	1	10.99	18.2
SODJ12A	Uni-Dir	12.0	1	13.30	14.70	1	10.05	19.9
SODJ12CA	Bi-Dir	12.0	1	13.30	14.70	1	10.05	19.9
SODJ13A	Uni-Dir	13.0	1	14.40	15.90	1	9.30	21.5
SODJ13CA	Bi-Dir	13.0	1	14.40	15.90	1	9.30	21.5
SODJ14A	Uni-Dir	14.0	1	15.60	17.20	1	8.62	23.2
SODJ14CA	Bi-Dir	14.0	1	15.60	17.20	1	8.62	23.2
SODJ15A	Uni-Dir	15.0	1	16.70	18.50	1	8.20	24.4
SODJ15CA	Bi-Dir	15.0	1	16.70	18.50	1	8.20	24.4
SODJ16A	Uni-Dir	16.0	1	17.80	19.70	1	7.69	26.0
SODJ16CA	Bi-Dir	16.0	1	17.80	19.70	1	7.69	26.0
SODJ17A	Uni-Dir	17.0	1	18.90	20.90	1	7.25	27.6
SODJ17CA	Bi-Dir	17.0	1	18.90	20.90	1	7.25	27.6
SODJ18A	Uni-Dir	18.0	1	20.00	22.10	1	6.85	29.2
SODJ18CA	Bi-Dir	18.0	1	20.00	22.10	1	6.85	29.2
SODJ19A	Uni-Dir	19.0	1	21.10	23.30	1	6.50	30.8
SODJ19CA	Bi-Dir	19.0	1	21.10	23.30	1	6.50	30.8
SODJ20A	Uni-Dir	20.0	1	22.20	24.50	1	6.18	32.4
SODJ20CA	Bi-Dir	20.0	1	22.20	24.50	1	6.18	32.4

Part Number	Direction	Maximum Working Voltage V_{RWM} (V)	Maximum Reverse Current @ V_{RWM} I_R max(μ A)	Breakdown Voltage @ I_T			Peak Surge Current I_{PP} (A)	Maximum Clamping Voltage @ I_{PP} V_C (V)
				V_{BR} min(V)	V_{BR} max(V)	I_T (mA)		
SODJ22A	Uni-Dir	22.0	1	24.40	26.90	1	5.64	35.5
SODJ22CA	Bi-Dir	22.0	1	24.40	26.90	1	5.64	35.5
SODJ24A	Uni-Dir	24.0	1	26.70	29.50	1	5.14	38.9
SODJ24CA	Bi-Dir	24.0	1	26.70	29.50	1	5.14	38.9
SODJ26A	Uni-Dir	26.0	1	28.90	31.90	1	4.75	42.1
SODJ26CA	Bi-Dir	26.0	1	28.90	31.90	1	4.75	42.1
SODJ28A	Uni-Dir	28.0	1	31.10	34.40	1	4.41	45.4
SODJ28CA	Bi-Dir	28.0	1	31.10	34.40	1	4.41	45.4
SODJ30A	Uni-Dir	30.0	1	33.30	36.80	1	4.13	48.4
SODJ30CA	Bi-Dir	30.0	1	33.30	36.80	1	4.13	48.4
SODJ33A	Uni-Dir	33.0	1	36.70	40.60	1	3.75	53.3
SODJ33CA	Bi-Dir	33.0	1	36.70	40.60	1	3.75	53.3
SODJ36A	Uni-Dir	36.0	1	40.00	44.20	1	3.44	58.1
SODJ36CA	Bi-Dir	36.0	1	40.00	44.20	1	3.44	58.1
SODJ40A	Uni-Dir	40.0	1	44.40	49.10	1	3.10	64.5
SODJ40CA	Bi-Dir	40.0	1	44.40	49.10	1	3.10	64.5
SODJ43A	Uni-Dir	43.0	1	47.80	52.80	1	2.88	69.4
SODJ43CA	Bi-Dir	43.0	1	47.80	52.80	1	2.88	69.4
SODJ45A	Uni-Dir	45.0	1	50.00	55.30	1	2.75	72.7
SODJ45CA	Bi-Dir	45.0	1	50.00	55.30	1	2.75	72.7
SODJ48A	Uni-Dir	48.0	1	53.30	58.90	1	2.59	77.4
SODJ48CA	Bi-Dir	48.0	1	53.30	58.90	1	2.59	77.4
SODJ51A	Uni-Dir	51.0	1	56.70	62.70	1	2.43	82.4
SODJ51CA	Bi-Dir	51.0	1	56.70	62.70	1	2.43	82.4
SODJ54A	Uni-Dir	54.0	1	60.00	66.30	1	2.30	87.1
SODJ54CA	Bi-Dir	54.0	1	60.00	66.30	1	2.30	87.1
SODJ58A	Uni-Dir	58.0	1	64.40	71.20	1	2.14	93.6
SODJ58CA	Bi-Dir	58.0	1	64.40	71.20	1	2.14	93.6
SODJ60A	Uni-Dir	60.0	1	66.70	73.70	1	2.07	96.8
SODJ60CA	Bi-Dir	60.0	1	66.70	73.70	1	2.07	96.8
SODJ64A	Uni-Dir	64.0	1	71.10	78.60	1	1.94	103.0
SODJ64CA	Bi-Dir	64.0	1	71.10	78.60	1	1.94	103.0
SODJ70A	Uni-Dir	70.0	1	77.80	86.00	1	1.77	113.0
SODJ70CA	Bi-Dir	70.0	1	77.80	86.00	1	1.77	113.0
SODJ75A	Uni-Dir	75.0	1	83.30	92.10	1	1.66	121.0
SODJ75CA	Bi-Dir	75.0	1	83.30	92.10	1	1.66	121.0
SODJ78A	Uni-Dir	78.0	1	86.70	95.80	1	1.59	126.0
SODJ78CA	Bi-Dir	78.0	1	86.70	95.80	1	1.59	126.0

Typical Characteristics ($T_{amb} = 25\text{ }^{\circ}\text{C}$ unless otherwise specified)



Package Dimensions



Ordering information

Order code	Package	Packaging option	Base quantity	Packaging specification
SODJ Series	SOD123-FL	Tape and reel	3000pcs / reel	EIA STD RS-481

Revision history

Date	Revision	Changes
23-May-2012	1.0	Initial release

CAUTION / WARNING

Information in this document is believed to be accurate and reliable. However, CREATEK does not give any representations or warranties, expressed or implied, as to the accuracy or completeness of such information and shall have no liability for the consequences of use of such information.

Users should independently evaluate the suitability of and test each product selected for their own applications, and CREATEK assumes no liability whatsoever relating to the choice, selection or use of the CREATEK products and services described herein.

CREATEK reserves the right to change or update, without notice, any information contained in this publication; to change, without notice, the design, construction, processing, or specification of any product; and to discontinue or limit production or distribution of any product.

Information in this document supersedes and replaces all information previously supplied.

Products are not designed, authorized or warranted to be suitable for use in medical, military, aircraft, space or life support equipment, nor in applications where failure or malfunction of an CREATEK product can reasonably be expected to result in personal injury, death or severe property or environmental damage. CREATEK accepts no liability for inclusion and/or use of CREATEK products in such equipment or applications and therefore such inclusion and/or use is at the customer's own risk.


This document as well as the item(s) described herein may be subject to export control regulations. Export might require a prior authorization from national authorities.

Resale of CREATEK products with provisions different from the statements and/or technical features set forth in this document shall immediately void any warranty granted by CREATEK for the CREATEK product or service described herein and shall not create or extend in any manner whatsoever, any liability of CREATEK.

CREATEK expressly disclaims all implied warranties regarding the information contained herein, including, but not limited to, any implied warranties of merchantability or fitness for a particular purpose. CREATEK only obligations are those in the CREATEK Standard Terms and Conditions of Sale and in no case will CREATEK be liable for any incidental, indirect, or consequential damages arising from the sale, resale, use, or misuse of its products.

Specifications are subject to change without notice

© Copyright 2009, CREATEK Microelectronics

 CREATEK® is a registered trademark of CREATEK Microelectronics

All rights reserved