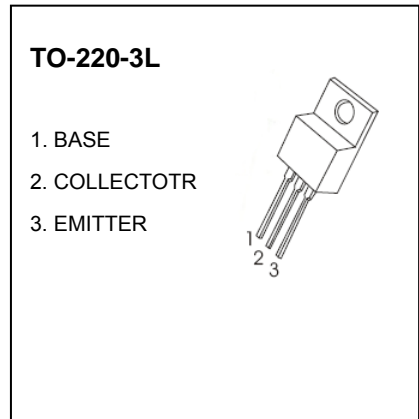


**TO-220-3L Plastic-Encapsulate Transistors**

**MJE2955** TRANSISTOR (PNP)

**FEATURES**

- General Purpose and Switching Applications



**MAXIMUM RATINGS (T<sub>a</sub>=25°C unless otherwise noted)**

Symbol	Parameter	Value	Unit
V <sub>CB0</sub>	Collector-Base Voltage	-70	V
V <sub>CEO</sub>	Collector-Emitter Voltage	-60	V
V <sub>EBO</sub>	Emitter-Base Voltage	-5	V
I <sub>C</sub>	Collector Current -Continuous	-10	A
P <sub>C</sub>	Collector Power Dissipation	2	W
T <sub>j</sub>	Junction Temperature	150	°C
T <sub>stg</sub>	Storage Temperature Range	-55-150	°C

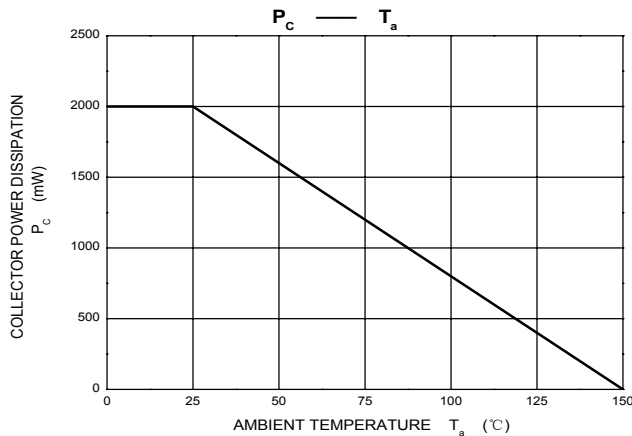
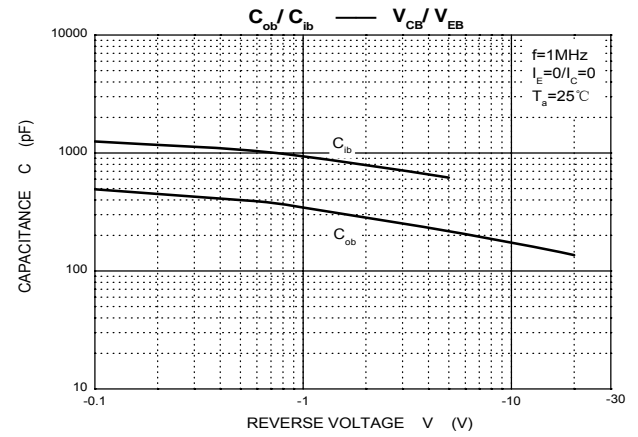
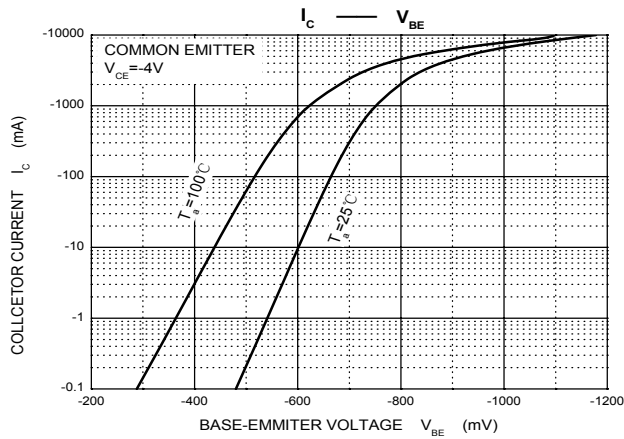
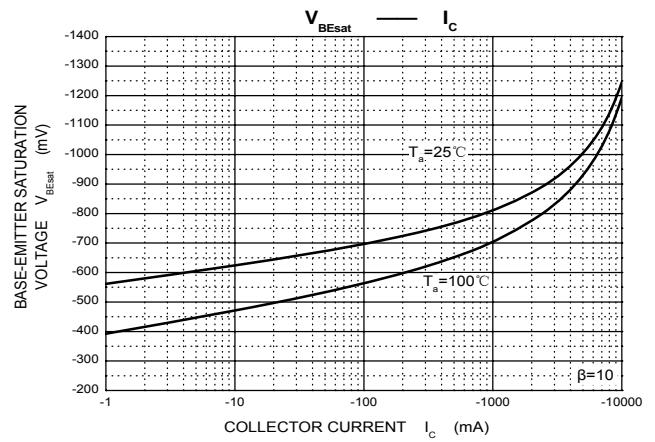
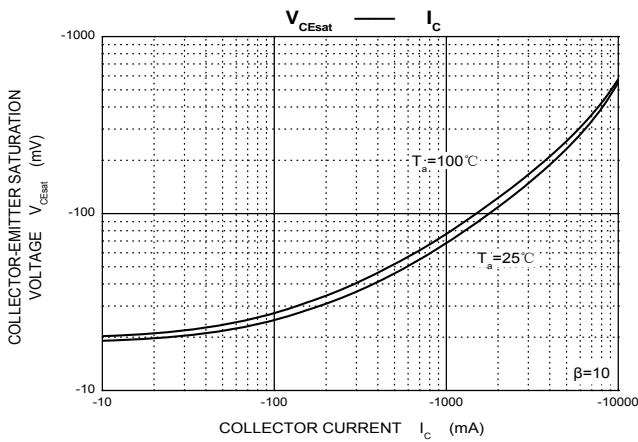
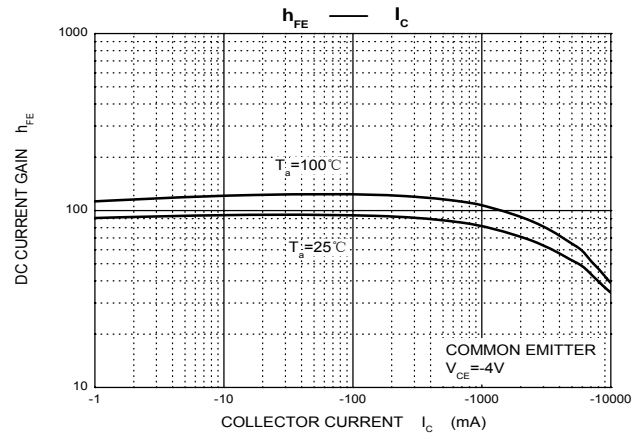
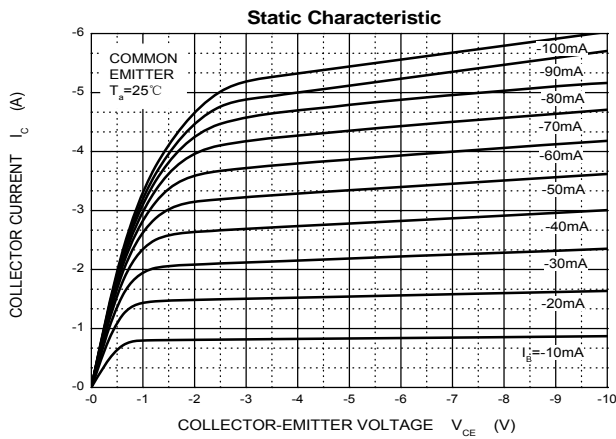
**ELECTRICAL CHARACTERISTICS(T<sub>a</sub>=25°C unless otherwise specified)**

Parameter	Symbol	Test conditions	Min	Typ	Max	Unit
Collector-base breakdown voltage	V <sub>(BR)CBO</sub>	I <sub>C</sub> =-10mA, I <sub>E</sub> =0	-70			V
Collector-emitter breakdown voltage	V <sub>(BR)CEO</sub>	I <sub>C</sub> =-200mA, I <sub>B</sub> =0	-60			V
Emitter-base breakdown voltage	V <sub>(BR)EBO</sub>	I <sub>E</sub> =-10mA, I <sub>C</sub> =0	-5			V
Collector cut-off current	I <sub>CBO</sub>	V <sub>CB</sub> =-70V, I <sub>E</sub> =0			-1	mA
Emitter cut-off current	I <sub>EBO</sub>	V <sub>EB</sub> =-5V, I <sub>C</sub> =0			-5	mA
DC current gain	h <sub>FE(1)</sub> *	V <sub>CE</sub> =-4V, I <sub>C</sub> =-4A	20		100	
	h <sub>FE(2)</sub> *	V <sub>CE</sub> =-4V, I <sub>C</sub> =-10A	5			
Collector-emitter saturation voltage	V <sub>CE(sat)</sub> *	I <sub>C</sub> =-4A, I <sub>B</sub> =-0.4A			-1.1	V
	V <sub>CE(sat)</sub> *	I <sub>C</sub> =-10A, I <sub>B</sub> =-3.3A			-8	V
Base-emitter voltage	V <sub>BE</sub> *	V <sub>CE</sub> =-4V, I <sub>C</sub> =-4A			-1.8	V
Transition frequency	f <sub>T</sub>	V <sub>CE</sub> =-10V, I <sub>C</sub> =-0.5A	2			MHz

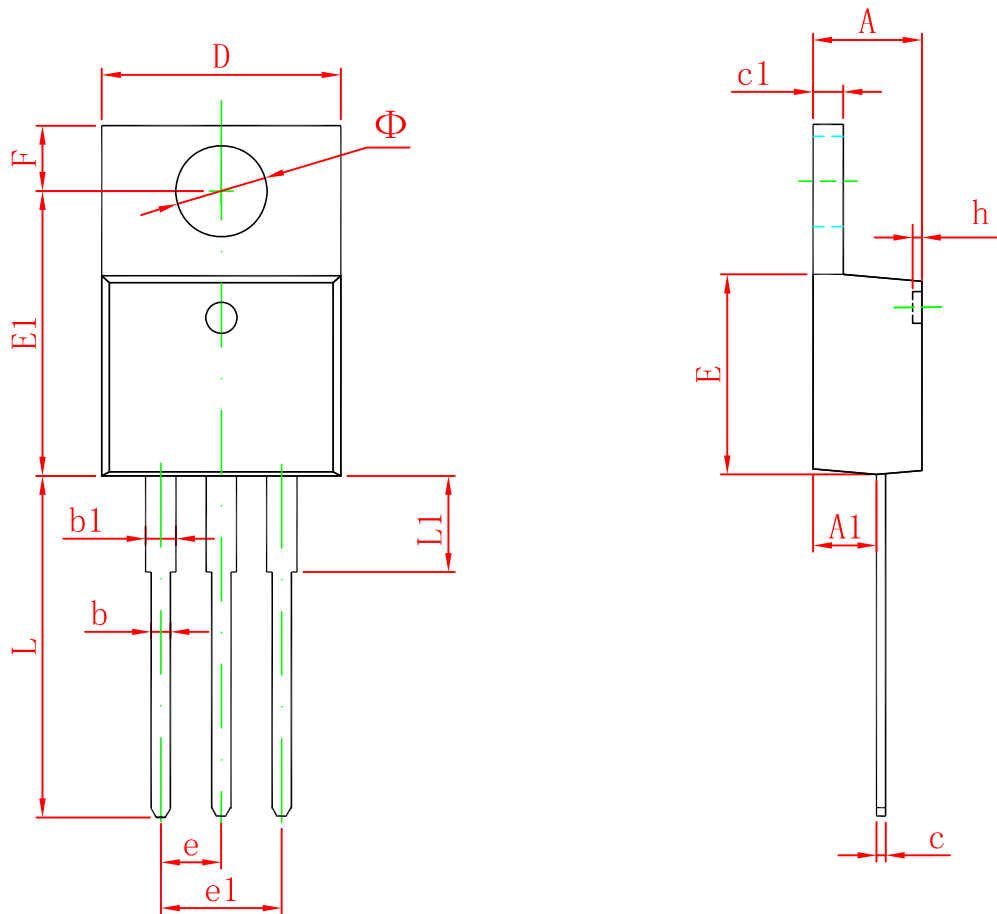
Note:\*Pulse test: t<sub>p</sub>≤300μS, δ≤0.02.

# Typical Characteristics

# MJE2955



# TO-220-3L Package Outline Dimensions



Symbol	Dimensions In Millimeters		Dimensions In Inches	
	Min	Max	Min	Max
A	4.470	4.670	0.176	0.184
A1	2.520	2.820	0.099	0.111
b	0.710	0.910	0.028	0.036
b1	1.170	1.370	0.046	0.054
c	0.310	0.530	0.012	0.021
c1	1.170	1.370	0.046	0.054
D	10.010	10.310	0.394	0.406
E	8.500	8.900	0.335	0.350
E1	12.060	12.460	0.475	0.491
e	2.540 TYP		0.100 TYP	
e1	4.980	5.180	0.196	0.204
F	2.590	2.890	0.102	0.114
h	0.000	0.300	0.000	0.012
L	13.400	13.800	0.528	0.543
L1	3.560	3.960	0.140	0.156
$\Phi$	3.735	3.935	0.147	0.155