

Wire-wound Chip Inductors (LB series)

LB3218T1R0M



■ Features

- Item Summary
1.0uH±20%, 1.075A, 1207/3218 (EIA/JIS)
- Lifecycle Stage
Mass Production
- Standard packaging quantity (minimum)
Taping Embossed 2000pcs

■ Products characteristics table

Inductance	1.0 uH ± 20 %
Case Size (EIA/JIS)	1207/3218
Rated Current (max)	1.075 A
DC Resistance (max)	78 mΩ
DC Resistance (typ)	60 mΩ
LQ Measuring Frequency	7.96 MHz
Self Resonant Frequency (min)	100 MHz
Operating Temp. Range	-40 to +105 °C (Including-self-generated heat)
Temperature characteristic (Inductance change)	± 25 %
RoHS2 Compliance (10 subst.)	Yes
REACH Compliance (168 subst.)	Yes
Soldering	Reflow

■ External Dimensions

Dimension L	3.2 ±0.2 mm
Dimension W	1.8 ±0.2 mm
Dimension T	1.8 ±0.2 mm
Dimension e	0.6 ±0.2 mm

2016.12.30

The data is reference only. Electrical characteristics vary depending on environment or measurement condition.
 TAIYO YUDEN reserves the right to make change to the Date at any time without notice.
 Before making final selection, please check product specification.

Wire-wound Chip Inductors (LB series)

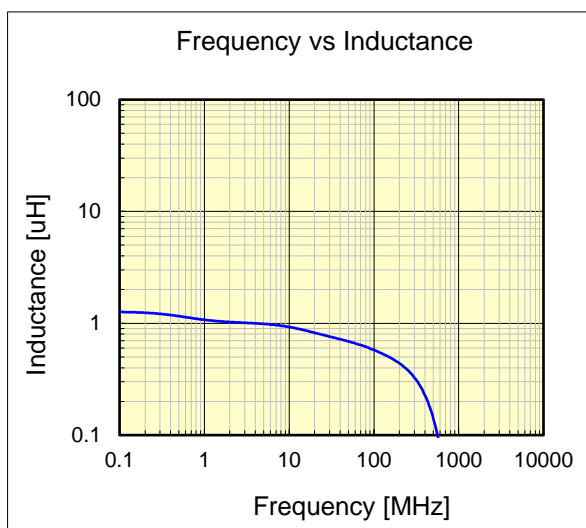
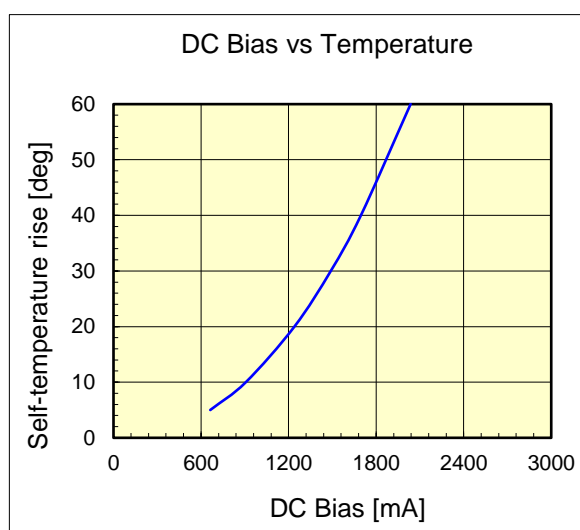
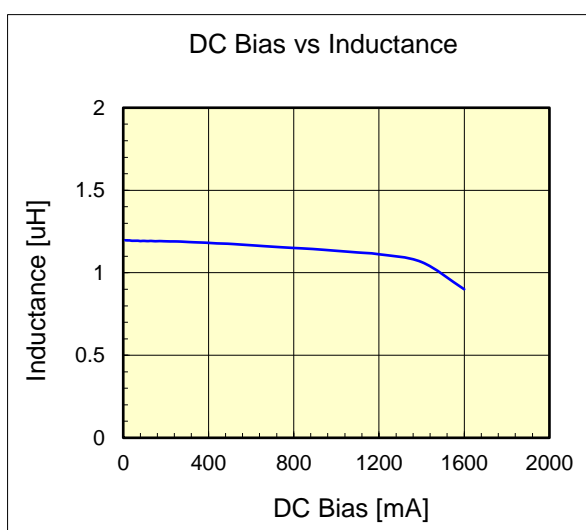
LB3218T1R0M



Dimension	unit : mm	unit : inch
Length :	3.2 +/- 0.2	(0.126 +/- 0.008)
Width :	1.8 +/- 0.2	(0.071 +/- 0.008)
Height :	1.8 +/- 0.2	(0.071 +/- 0.008)

Inductance :	1.0	uH	(test freq at 7.96MHz)
DC Resistance :	0.06 / 0.078	ohm	(typ / max)
Rated Current :	1,075	mA	

Rated current typical : 10% reduction from initial L value.
and Temperature will rise by 20 deg C



The data is reference only. Electrical characteristics vary depending on environment or measurement condition.
TAIYO YUDEN reserves the right to make change to the data at any time without notice.
Before making final selection, please check product specification.