



Product Series Code	GSDRH	Brand	GOTREND
File Version	GSDRH-V5R3	Editor	Teddy
Established Date	2009.08.27	Description	Shielding Choke
Latest Edit Date	2016.01.27	Pages	Page : 2

Features & Application :

- * Good in EMI and fit for large current application
- * Fit for power line & signal line circuit
- * To help you go pass the CE/FCC standard.
- * MB / NB / IPC / LCD Monitor / STB / Hub / Switch...etc.

Part No Example:

GSDRH	127	P	T	-	102	M	1. GOTREND Type : GSDRH
1	2	3	4	5	6		2. Dimension Code : 12 x 12 x 8 mm
							3. P = Pb free < 1000 ppm
							4. T = Iron Base Pad
							5. L Value : 102 = 1000uH
							6. Tolerance : M = 20% , N = 30%

Test Equipment :

- * HP4284A , HP42841A - L , IDC , Q , RDC
- * HP8753D NETWORK ANALYZER - SRF

Standard Atmospheric Conditions :
 Ambient Temp : 20 +/- 15°C
 Relative Humidity : 65 +/- 20%
 If there may be any doubt on the result,
 measurement shall be made within the following limits :
 Ambient Temp : 25 +/- 5°C
 Relative Humidity : 75 +/- 10%


Operating & Storage Condition :

OPERATING TEMP : -40 ~ +85°C
 STORAGE TEMP : -40 ~ +85°C
 STORAGE LIFE TIME : 12 MONTH @25°C , RH 65%

Attention & Caution :

- Please avoid following matters :**
- * Splashing water or salt water
 - * Toxic Gas (Hydrogen sulfide, Sulfurous acid, Chlorine, Ammonia)
 - * Vibrations or shocks which exceed the specified condition
 - * Dew condens
 - * Please be careful for the stress to this product by board flexure or something after the mounting.

Product Structure :

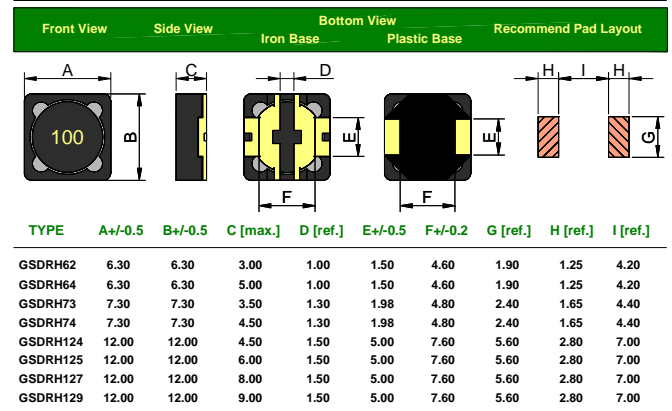


2005 RoHS Compliant - SGS Certified Result

鉛 Pb	鎘 Cd	汞 Hg	六價鉻 Cr+6	溴化聯苯 PBB	溴化聯苯 PBDE
<1000ppm	ND	ND	ND	ND	ND

DIMENSION : [mm]

■ Base replaceable without notice!



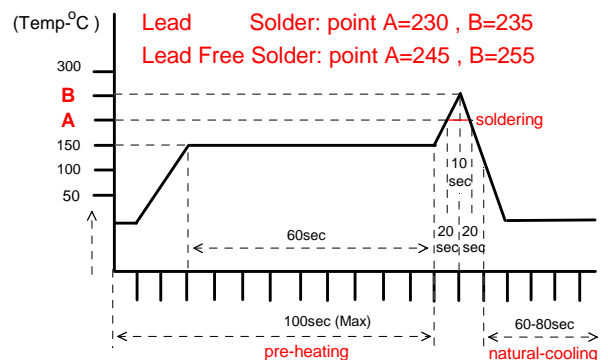
Iron Base Exemplar :

GSDRH63 / 64 / 73 / 74

GSDRH124 / 125 / 127 / 129



Recommand Reflow Curve (TIME:Second)



Notice: Iron Soldering: 3 Seconds Max. @260°C



Product Series Code	GSDRH	Brand	GOTREND
File Version	GSDRH-V5R3	Editor	Teddy
Established Date	2009.08.27	Description	Shielding Choke
Latest Edit Date	2016.01.27	Pages	Page : 3

L CODE	Inductance (uH)	D.C.R(ohm) (max)				Permissible D.C. Current (Amp) (max)			
		GSDRH 62	GSDRH 64	GSDRH 73	GSDRH 74	GSDRH 62	GSDRH 64	GSDRH 73	GSDRH 74
1R0	1.0			10.3m				7.97	
1R5	1.5			18.0m				3.40	
1R8	1.8				18m				5.50
2R2	2.2			23m	24m			3.20	4.00
2R4	2.4								
2R7	2.7				24m				3.00
3R3	3.3	68m	30m	34m	30m	1.94	2.20	3.50	4.00
3R5	3.5								
3R9	3.9								
4R7	4.7	80m	40m		44m	1.63	1.80		2.70
5R5	5.5	96m				1.40			
6R1	6.1								
6R8	6.8		90m		46m		1.80		2.40
7R6	7.6								
8R2	8.2				48m				2.00
100	10.0	0.15	0.12	72m	49m	1.10	1.35	1.68	1.84
120	12.0	0.20	0.13	98m	58m	1.00	1.20	1.52	1.71
150	15.0	0.23	0.18	0.13	81m	0.90	1.10	1.33	1.47
180	18.0	0.27	0.24	0.14	91m	0.80	1.00	1.20	1.31
220	22.0	0.34	0.27	0.19	0.11	0.74	0.91	1.07	1.23
270	27.0	0.38	0.30	0.21	0.15	0.66	0.82	0.96	1.12
330	33.0	0.45	0.33	0.24	0.17	0.59	0.75	0.91	0.96
390	39.0	0.49	0.37	0.32	0.23	0.54	0.69	0.77	0.91
470	47.0	0.69	0.52	0.36	0.26	0.50	0.62	0.76	0.88
560	56.0	0.78	0.56	0.47	0.35	0.46	0.58	0.68	0.75
680	68.0	1.07	0.63	0.52	0.38	0.42	0.52	0.61	0.69
820	82.0	1.21	0.71	0.69	0.43	0.38	0.47	0.57	0.61
101	100.0	1.39	1.03	0.79	0.61	0.34	0.43	0.50	0.60
121	120.0	1.90	1.15	0.89	0.66	0.31	0.39	0.49	0.52
151	150.0	2.18	1.68	1.27	0.88	0.28	0.35	0.43	0.46
181	180.0	2.77	1.87	1.45	0.98	0.26	0.32	0.39	0.42
221	220.0	3.12	2.08	1.65	1.17	0.23	0.29	0.35	0.36
271	270.0	4.38	2.37	2.31	1.64	0.22	0.26	0.32	0.34
331	330.0	4.94	2.67	2.62	1.86	0.19	0.23	0.28	0.32
391	390.0		2.94	2.94	2.85		0.22	0.26	0.29
471	470.0		3.93	4.18	3.01		0.20	0.24	0.26
561	560.0		5.43	4.67	3.62		0.18	0.22	0.23
681	680.0		7.32	5.73	4.63		0.17	0.19	0.22
821	820.0		8.24	6.54	5.20		0.15	0.18	0.20
102	1000.0		9.26	9.44	6.00		0.14	0.16	0.18

* Measuring Freq.(L) : 1.0~8.2 uH (100KHz / 0.3V) , 10~820uH (1kHz / 0.3V).

* L Value Tolerance : GSDRH-62 / 64 / 73 / 74 = +/- 20%

* D.C.Current : Base on L drop 30% Max. & Temp. rise up 40 deg.C Max.



Product Series Code	GSDRH	Brand	GOTREND
File Version	GSDRH-V5R3	Editor	Teddy
Established Date	2009.08.27	Description	Shielding Choke
Latest Edit Date	2016.01.27	Pages	Page : 4

L CODE	Inductance (uH)	D.C.R(ohm) (max)				Permissible D.C. Current (Amp) (max)			
		GSDRH 124	GSDRH 125	GSDRH 127	GSDRH 129	GSDRH 124	GSDRH 125	GSDRH 127	GSDRH 129
1R0	1.0		10.0m		5.0m		9		16.00
1R5	1.5			7.0m	5.0m			9.80	15.10
2R2	2.2			11.5m	6.0m			8.00	13.20
2R4	2.4	14.0m		11.5m		4.90		8.00	
3R3	3.3	15.0m	18.0m	13.5m	7.0m	6.5	7.50	7.50	11.90
3R5	3.5			13.5m				7.50	
3R9	3.9	15.0m				6.50			
4R7	4.7	18.0m	20.0m	15.8m	8.0m	5.70	7.40	6.80	10.80
5R6	5.6				10.0m				9.60
6R1	6.1			17.6m				6.60	
6R8	6.8	23.0m	25.0m	19.0m	12.0m	4.90	4.5	6.60	8.70
7R6	7.6			20.0m				5.90	
8R2	8.2	26.0m		20.0m		4.60		5.60	
100	10.0	28.0m	25.0m	21.6m	17.0m	4.50	4.00	5.40	8.00
120	12.0	38.0m	27.0m	24.3m		4.00	3.50	4.90	
150	15.0	50.0m	30.0m	27.0m	28.0m	3.20	3.30	4.50	7.00
180	18.0	57.0m	34.0m	39.2m		3.10	3.00	3.90	
220	22.0	66.0m	36.0m	43.2m	32.0m	2.90	2.80	3.60	5.60
270	27.0	80.0m	51.0m	45.9m		2.80	2.30	3.40	
330	33.0	97.0m	57.0m	64.8m	51.0m	2.70	2.10	3.00	4.80
390	39.0	0.132	68.0m	72.9m		2.10	2.00	2.75	
470	47.0	0.160	75.0m	0.100	78.0m	1.90	1.80	2.50	3.90
560	56.0	0.190	0.110	0.110		1.80	1.70	2.35	
680	68.0	0.220	0.120	0.140	0.105	1.50	1.50	2.10	2.70
820	82.0	0.260	0.140	0.160	0.110	1.30	1.40	1.95	2.50
101	100.0	0.308	0.160	0.220	0.150	1.20	1.30	1.70	2.10
121	120.0	0.380	0.170	0.250		1.10	1.10	1.60	
151	150.0	0.530	0.230	0.280		0.95	1.00	1.42	
181	180.0	0.620	0.290	0.350	0.210	0.85	0.90	1.30	1.80
221	220.0	0.700	0.400	0.390		0.80	0.80	1.16	
271	270.0	0.870	0.460	0.560		0.60	0.75	1.06	
331	330.0	0.990	0.510	0.640		0.50	0.68	0.95	
391	390.0		0.690	0.700			0.65	0.88	
471	470.0		0.770	0.980			0.58	0.79	
561	560.0		0.860	1.070			0.54	0.73	
681	680.0		1.200	1.460			0.48	0.67	
821	820.0		1.340	1.640			0.43	0.60	
102	1000.0		1.530	1.820			0.40	0.55	
552	5500.0				6.45				0.45

* Measuring Freq.(L) : 1.0~8.2 uH (100KHz / 0.3V) , 10~820uH (1kHz / 0.3V).

* L Value Tolerance : # GSDRH124 /125 / 127 / 129 = +/- 20%
GSDRH129-1R0 / 4R7 = +/- 30%

* D.C.Current : Base on L drop 25% Max. & Temp. rise up 40 deg.C Max.

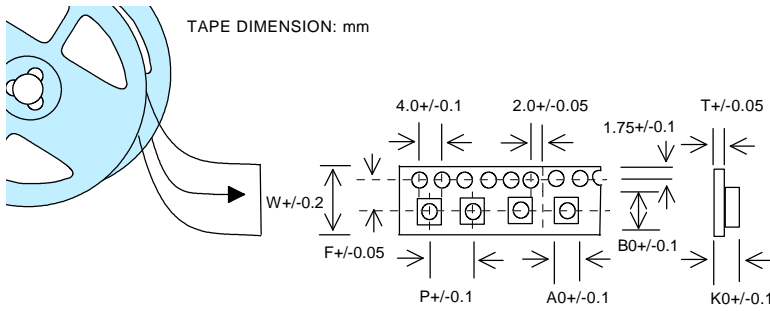


Product Series Code	GSDRH	Brand	GOTREND
File Version	GSDRH-V5R3	Editor	Teddy
Established Date	2009.08.27	Description	Shielding Choke
Latest Edit Date	2016.01.27	Pages	Page : 5

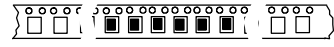
NO	ITEM	TEST CONDITIONS	Sample Qty/pcs	Spec	Result																
1	Dimension 本體相關呎吋	Actual Size ...	10	Meet Spec	ok																
2	Thermal Shock (Temperature Cycle) 溫度循環試驗	Temperature:-20 ° C/ +85 ° C kept stabilized for 30 minutes each Cycle: 100 Cycles(power off)	10	Elec. no variation Appearance no deformation	ok																
3	Humidity Resistance 耐濕試驗	Humidity: 90%~ 95% RH Temperature: 40± 2 ° C Test Time: 120± 2 Hours	10	Elec. no variation Appearance no deformation	ok																
4	High Temperature 耐熱試驗	Temperature: 85± 2 ° C Humidity: 20% Testing Time: 120± 2 Hours	10	Elec. no variation Appearance no deformation	ok																
5	Low Temperature 耐寒試驗	Temperature: -20 ± 2 ° C Time: 120± 2 Hours	10	Elec. no variation Appearance	ok																
6	Temperature and Humidity Cycle 溫/濕度循環試驗	<table border="1"> <thead> <tr> <th>Step</th> <th>Temp</th> <th>Humidity</th> <th>Time</th> </tr> </thead> <tbody> <tr> <td>1</td> <td>25± 2 ° C</td> <td>95~100%RH</td> <td>3.0Hr</td> </tr> <tr> <td>2</td> <td>55± 2 ° C</td> <td>95~96%RH</td> <td>9.5Hr</td> </tr> <tr> <td>3</td> <td>25± 2 ° C</td> <td>95~100%RH</td> <td>9.5Hr</td> </tr> </tbody> </table>	Step	Temp	Humidity	Time	1	25± 2 ° C	95~100%RH	3.0Hr	2	55± 2 ° C	95~96%RH	9.5Hr	3	25± 2 ° C	95~100%RH	9.5Hr	10	Elec. no variation Appearance no deformation	ok
Step	Temp	Humidity	Time																		
1	25± 2 ° C	95~100%RH	3.0Hr																		
2	55± 2 ° C	95~96%RH	9.5Hr																		
3	25± 2 ° C	95~100%RH	9.5Hr																		
7	Vibration 振動性試驗	Frequency: 10Hz~55Hz Amplitude: 1.5mm Direction: X,Y,Z Time: 2 Hours each	10	Elec. no variation Appearance no deformation	ok																
8	Dipping Verification 吃錫性試驗	Temp Control Solder @ Temp 230± 5 ° C / 3 Sec 吃錫面積必須 > 75%	10	Elec. no variation Appearance no deformation	ok																
9	IR Reflow Soldering 焊錫性試驗	Go through real SMT IR-Reflow.... Solder Temp.: 230± 5 ° C Time: 90 Sec. Cycles: x 1	10	Elec. no variation Appearance no deformation	ok																
10	Soldering Heat Resistance 耐熱 焊性試驗	Preheat: 120 ~ 150 ° C (6 sec) Solder:H63A(eutectic solder) Solder Temp.: 260 ± 5 ° C Flux: Rosin Dip time: 10± 1 seconds	10	Elec. no variation Appearance no deformation	ok																
11	Bending Strength 折斷力試驗		10	Elec. no variation Appearance no deformation	ok																
12	Flexure Strength 彎曲試驗		10	Elec. no variation Appearance no deformation	ok																
13	Terminal Strength 推/拉力試驗		10	After solder between copper plate and terminals of coil, push in two directions Of X,Y with 2.0kg must no crack	ok																
14	High-Voltage 高壓電擊試驗	100 V DC between core & winding	10	Elec. no variation Appearance no deformation	ok																
15	ORT:on going reliability test 負載電氣試驗	Elec loading & spec test... base on Spec for approval	10	Elec. no variation Appearance no deformation	ok																



Product Series Code	GSDRH	Brand	GOTREND
File Version	GSDRH-V5R3	Editor	Teddy
Established Date	2009.08.27	Description	Shielding Choke
Latest Edit Date	2016.01.27	Pages	Page : 6



End the Tape : Min. 30 cm Blank Tape



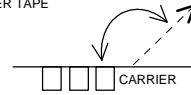
Start the Tape : Min. 30cm Blank Tape

PEEL STRENGTH OF COVER TAPE

STRENGTH : 10-100g

VELOCITY : 300mm/min.

ANGLE : 165-180° FROM THE TAPE ADHESIVE FACE

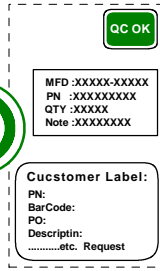


SIZE/mm	W	P	A ₀	B ₀	K ₀	T	F
62	16.00	12.00	7.30	7.30	3.50	0.25	6.00
64	16.00	12.00	7.30	7.30	5.00	0.25	6.00
73	16.00	12.00	8.20	8.20	4.20	0.25	6.00
74	16.00	12.00	8.20	8.20	5.00	0.25	6.00
124	24.00	16.00	13.20	13.20	4.80	0.35	6.50
125	24.00	16.00	13.20	13.20	6.80	0.35	6.50
127	24.00	16.00	13.20	13.20	8.80	0.35	6.50
129	24.00	16.00	13.20	13.20	9.20	0.35	6.50

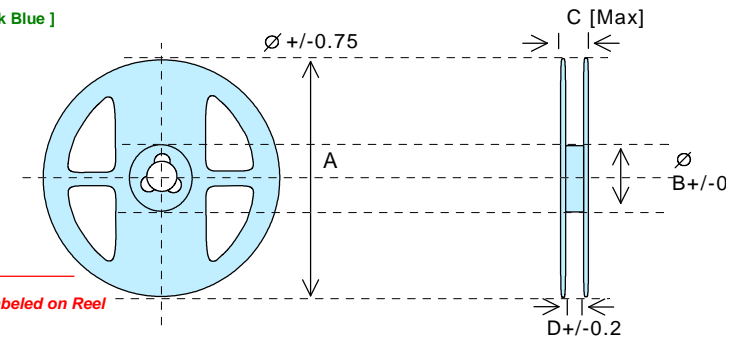
Reel Dimensions: mm [Reel Color 7"=White, 13"=Dark Blue]

RoHS
Green Product Label

→ 3x3cm



Labeled on Reel



SIZE / mm	A	B	C	D	REEL SIZE	QTY/REEL
62	330	105	21	17	13"	1K/Reel
64	330	105	21	17	13"	1K/Reel
73	330	105	21	17	13"	1K/Reel
74	330	105	21	17	13"	1K/Reel
124	330	105	28	24	13"	0.5K/Reel
125	330	105	28	24	13"	0.5K/Reel
127	330	105	28	24	13"	0.5K/Reel
129	330	105	28	24	13"	0.4K/Reel

BOX Package: Unit: cm

